

KUWAIT

Fact Sheet

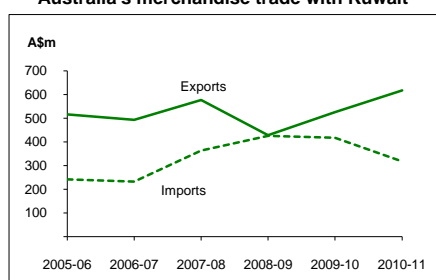
General information:

Fact sheets are updated biannually; June and December

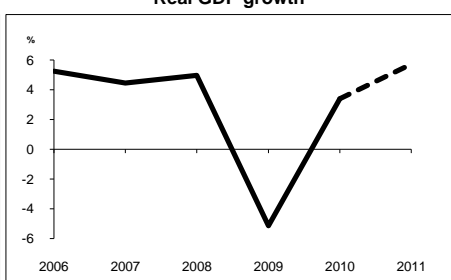
Capital:	Kuwait	Head of State:	Emir HH Sheikh Sabah Al-Ahmed Al-Jaber Al-Sabah
Surface area:	18 thousand sq km	Head of Government:	Prime Minister HH Sheikh Jaber Al-Mubarak Al-Hamad Al-Sabah
Official language:	Arabic		
Population:	3.6 million (2010)		
Exchange rate:	A\$1 = 0.2947 Dinars (Jul 2011)		

Recent economic indicators:	2006	2007	2008	2009	2010(a)	2011(b)
GDP (US\$bn) (current prices):	101.6	114.7	148.8	109.5	132.6	171.1
GDP PPP (US\$bn) (c):	120.1	129.1	138.5	132.8	138.9	150.0
GDP per capita (US\$):	31,907	33,733	43,224	31,411	37,009	46,461
GDP per capita PPP (US\$) (c):	37,738	37,980	40,251	38,103	38,775	40,740
Real GDP growth (% change yoy):	5.3	4.5	5.0	-5.2	3.4	5.7
Current account balance (US\$m):	45,311	42,188	60,244	25,876	36,884	57,233
Current account balance (% GDP):	44.6	36.8	40.5	23.6	27.8	33.5
Goods & services exports (% GDP):	63.9	63.4	66.5	57.5	56.3	67.1
Inflation (% change yoy):	3.1	5.5	10.6	4.0	4.1	6.2

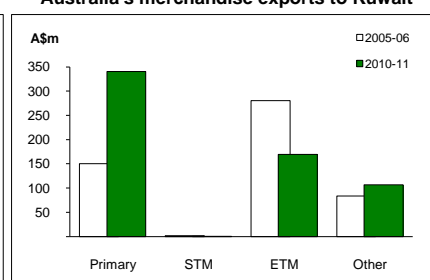
Australia's merchandise trade with Kuwait



Real GDP growth



Australia's merchandise exports to Kuwait



Australia's trade and investment relationship with Kuwait (d):

Australian merchandise trade with Kuwait, 2010-11:		Total share:	Rank:	Growth (yoy):
Exports to Kuwait (A\$m):	617	0.3%	31st	17.5%
Imports from Kuwait (A\$m):	317	0.1%	50th	-24.1%
Total trade (exports + imports) (A\$m):	934	0.2%	39th	-0.9%

Major Australian exports, 2010-11 (A\$m):

Passenger motor vehicles	139
Live animals (excl seafood)	137
Wheat	107
Barley	27

*Includes A\$105m of confidential items, 17% of total exports.

Major Australian imports, 2010-11* (A\$m):

Fertilisers (excl crude)	18
--------------------------	----

*Includes A\$298m of confidential items, 94% of total imports.

Australia's trade in services with Kuwait, 2010-11:

		Total share:
Exports of services to Kuwait (A\$m):	na	na
Imports of services from Kuwait (A\$m):	na	na

Australia's investment relationship with Kuwait, 2010 (e):

	Total:	FDI:
Australia's investment in Kuwait (A\$m):	np	np
Kuwait's investment in Australia (A\$m):	2,005	nil

Kuwait's global merchandise trade relationships:

Kuwait's principal export destinations, 2010:

1	Japan	15.5%
2	India	15.3%
3	Republic of Korea	13.5%
19	Australia	0.6%

Kuwait's principal import sources, 2010:

1	United States	14.2%
2	China	9.4%
3	Saudi Arabia	7.3%
13	Australia	2.4%

Compiled by the Market Information and Research Section, DFAT, using the latest data from the ABS, the IMF and various international sources.

(a) All recent data subject to revision; (b) IMF/EIU forecast; (c) PPP is purchasing power parity; (d) Total may not add due to rounding; (e) Stock, as at 31 December. Released annually by the ABS. na Data not available. np Data not published. .. Data not meaningful.