

KAZAKHSTAN

Fact Sheet

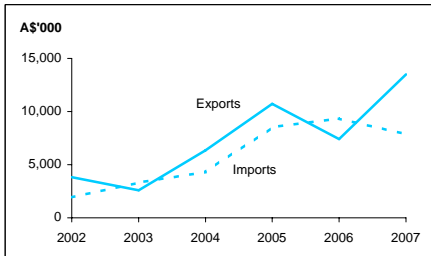
General information:

Fact sheets are updated biannually; May and September

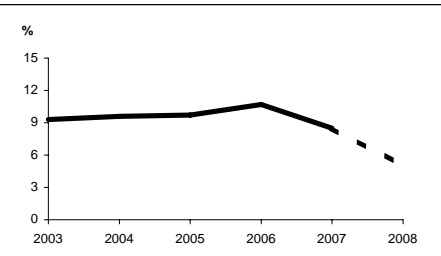
Capital:	Astana	Head of State:	
Surface area:	2,725 thousand sq km	President HE Mr Nursultan Nazarbayev	
Official language:	Kazakh		
Population:	15.1 million (2007)	Head of Government:	
Exchange rate:	A\$1 = 109.8788 Tenge (Feb 2008)	Prime Minister HE Mr Karim Massimov	

Recent economic indicators:	2003	2004	2005	2006	2007(a)	2008(b)
GDP (US\$bn) (current prices):	30.9	43.2	57.1	81.0	103.8	133.7
GDP PPP (US\$bn) (c):	103.7	116.6	131.8	150.5	167.6	179.5
GDP per capita (US\$):	2,064	2,863	3,786	5,363	6,868	8,835
GDP per capita PPP (US\$) (c):	6,934	7,735	8,732	9,962	11,086	11,862
Real GDP growth (% change YOY):	9.3	9.6	9.7	10.7	8.5	5.0
Current account balance (US\$m):	-273	335	-1,056	-1,795	-6,851	-2,236
Current account balance (% GDP):	-0.9	0.8	-1.8	-2.2	-6.6	-1.7
Goods & services exports (% GDP):	48.4	52.4	53.4	51.3	48.9	49.0
Inflation (% change YOY):	6.4	6.9	7.6	8.6	10.8	17.1

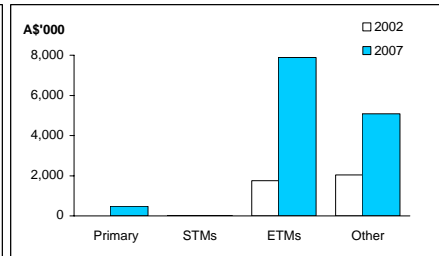
Australia's merchandise trade with Kazakhstan



Real GDP growth



Australia's merchandise exports to Kazakhstan



Australia's trade relationship with Kazakhstan (d):

Australian merchandise trade with Kazakhstan, 2007:

Exports to Kazakhstan (A\$'000):	13,482
Imports from Kazakhstan (A\$'000):	7,864
Total trade (exports + imports) (A\$'000):	21,346

Total share:	Rank:	Growth (yoy):
0.0%	109th	82.1%
0.0%	102nd	-15.9%
0.0%	115th	27.4%

Major Australian exports, 2007* (A\$'000):

Telecommunications equipment	1,621
Measuring & controlling instruments	894
Pumps for liquids	691
Motor vehicle parts	599

Major Australian imports, 2007 (A\$'000):

Pig iron	7,442
Salts of metallic acids	291
Builders joinery & carpentry of wood	77
Miscellaneous chemical products	25

*Includes A\$5m of confidential items and special transactions, 38% of total exports.

Australia's trade in services with Kazakhstan, 2007:

		Total share:
Exports of services to Kazakhstan (A\$m):	na	na
Imports of services from Kazakhstan (A\$m):	na	na

Kazakhstan's global merchandise trade relationships:

Kazakhstan's principal export destinations, 2006:

1	Italy	18.0%
2	Switzerland	17.6%
3	Russian Federation	9.8%
64	Australia	0.0%

Kazakhstan's principal import sources, 2006:

1	Russian Federation	38.3%
2	China	8.1%
3	Germany	7.6%
43	Australia	0.2%

Compiled by the Market Information and Analysis Section, DFAT, using the latest data from the ABS, the IMF and various international sources.

(a) All recent data subject to revision; (b) IMF/EIU forecast; (c) PPP is purchasing power parity; (d) Total may not add due to rounding.

na Data not available.