



JAMAICA

Fact Sheet

General information:

Fact sheets are updated biannually; May and September

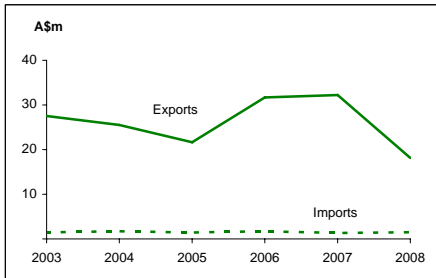
Capital: Kingston
Surface area: 11 thousand sq km
Official language: English
Population: 2.7 million (2008)
Exchange rate: A\$1 = J\$53.0980 (Dec 2008)

Head of State: HM Queen Elizabeth II, represented by the Governor-General HE Dr Patrick Linton Allen
Head of Government: Prime Minister The Honourable Bruce Golding

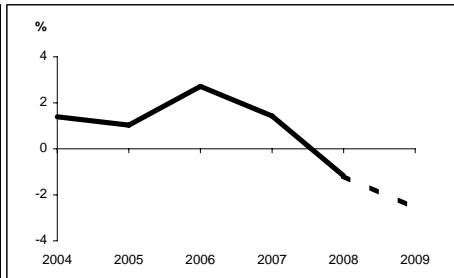
Recent economic indicators:

	2004	2005	2006	2007	2008(a)	2009(b)
GDP (US\$bn) (current prices):	8.8	9.7	11.5	12.4	14.4	12.8
GDP PPP (US\$bn) (c):	17.9	18.8	19.9	20.8	21.0	20.6
GDP per capita (US\$):	3,337	3,651	4,284	4,598	5,335	4,705
GDP per capita PPP (US\$) (c):	6,753	7,064	7,454	7,728	7,766	7,599
Real GDP growth (% change yoy):	1.4	1.0	2.7	1.4	-1.2	-2.6
Current account balance (US\$m):	-562	-917	-1,171	-1,839	-2,208	-1,596
Current account balance (% GDP):	-6.4	-9.4	-10.2	-14.9	-15.3	-12.5
Goods & services exports (% GDP):	44.1	41.1	41.8	39.9	na	na
Inflation (% change yoy):	13.5	15.1	8.5	9.3	22.0	9.1

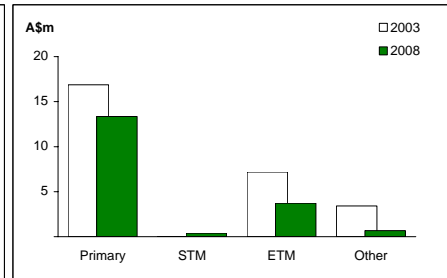
Australia's merchandise trade with Jamaica



Real GDP growth



Australia's merchandise exports to Jamaica



Australia's trade relationship with Jamaica (d):

Australian merchandise trade with Jamaica, 2008:

		Total share:	Rank:	Growth (yoy):
Exports to Jamaica (A\$m):	18	0.0%	102nd	-43.7%
Imports from Jamaica (A\$m):	1	0.0%	131st	11.0%
Total trade (exports + imports) (A\$m):	20	0.0%	118th	-41.5%

Major Australian exports, 2008 (A\$m):

Meat (excl beef)	11
Beef	2
Electrical circuits equipment	1

Major Australian imports, 2008 (A\$m):

Alcoholic beverages	1
---------------------	---

Australia's trade in services with Jamaica, 2008:

		Total share:
Exports of services to Jamaica (A\$m):	na	na
Imports of services from Jamaica (A\$m):	na	na

Jamaica's global merchandise trade relationships:

Jamaica's principal export destinations, 2008:

1	United States	40.3%
2	Canada	10.6%
3	United Kingdom	9.2%
68	Australia	0.0%

Jamaica's principal import sources, 2008:

1	United States	39.4%
2	Trinidad and Tobago	17.5%
3	Venezuela, Bolivarian Rep	11.6%
33	Australia	0.2%

Compiled by the Market Information and Research Section, DFAT, using the latest data from the ABS, the IMF and various international sources.

(a) All recent data subject to revision; (b) IMF forecast; (c) PPP is purchasing power parity; (d) Total may not add due to rounding.

na Data not available.