

IRELAND

Fact Sheet

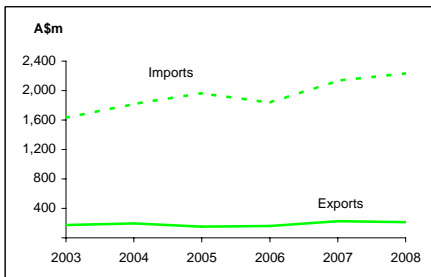
General information:

Fact sheets are updated biannually; May and September

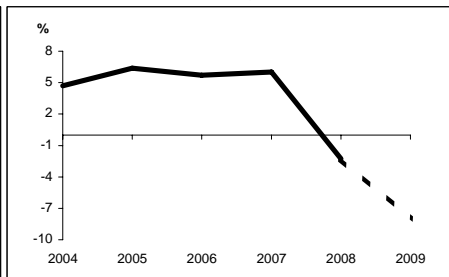
Capital:	Dublin	Head of State:	
Surface area:	70 thousand sq km	President HE Ms Mary McAleese	
Official languages:	Irish, English	Head of Government:	
Population:	4.4 million (2008)	An Taoiseach (Prime Minister) Mr Brian Cowen	
Exchange rate:	A\$1 = 0.5076 Euros (Feb 2009)		

<i>Recent economic indicators:</i>	2004	2005	2006	2007	2008(a)	2009(b)
GDP (US\$bn) (current prices):	185.2	202.0	222.6	261.2	273.3	217.8
GDP PPP (US\$bn) (c):	146.4	158.6	173.0	188.4	188.1	174.7
GDP per capita (US\$):	45,788	48,871	52,505	60,209	61,810	49,096
GDP per capita PPP (US\$) (c):	36,192	38,356	40,806	43,414	42,539	39,383
Real GDP growth (% change yoy):	4.7	6.4	5.7	6.0	-2.3	-8.0
Current account balance (US\$m):	-1,078	-7,088	-7,916	-14,120	-12,326	-5,952
Current account balance (% GDP):	-0.6	-3.5	-3.6	-5.4	-4.5	-2.7
Goods & services exports (% GDP):	82.5	80.6	78.1	78.3	80.9	75.0
Inflation (% change yoy):	2.3	2.2	2.7	2.9	3.1	-0.6

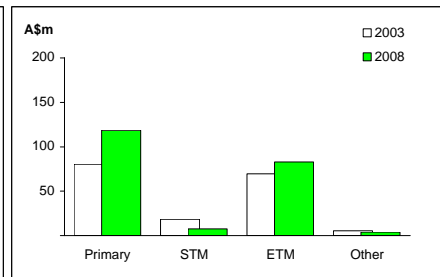
Australia's merchandise trade with Ireland



Real GDP growth



Australia's merchandise exports to Ireland



Australia's trade relationship with Ireland (d):

Australian merchandise trade with Ireland, 2008:

Exports to Ireland (A\$m):	213	Total share:	0.1%	Rank:	48th	Growth (yoy):	-5.8%
Imports from Ireland (A\$m):	2,234		1.0%		21st		4.6%
Total trade (exports + imports) (A\$m):	2,447		0.5%		29th		3.6%

Major Australian exports, 2008 (A\$m):

Alcoholic beverages	57
Coal	55
Medicaments (incl veterinary)	35
Medical instruments (incl veterinary)	12

Major Australian imports, 2008 (A\$m):

Medicaments (incl veterinary)	783
Food preparations	481
Computers	212
Orthopaedic appliances	141

Australia's trade in services with Ireland, 2008:

Exports of services to Ireland (A\$m):	395	Total share:	0.7%
Imports of services from Ireland (A\$m):	397		0.7%

Major Australian service exports, 2008 (A\$m):

Personal travel excl education	220
Business & professional	63

Major Australian service imports, 2008 (A\$m):

Personal travel excl education	176
Royalties & license fees	166

Ireland's global merchandise trade relationships:

Ireland's principal export destinations, 2008:

1	United States	19.3%
2	United Kingdom	18.4%
3	Belgium	14.1%
15	Australia	0.9%

Ireland's principal import sources, 2008:

1	United Kingdom	33.6%
2	United States	11.7%
3	Germany	8.1%
36	Australia	0.2%

Compiled by the Market Information and Research Section, DFAT, using the latest data from the ABS, the IMF and various international sources.

(a) All recent data subject to revision; (b) IMF/EIU forecast; (c) PPP is purchasing power parity; (d) Total may not add due to rounding.