

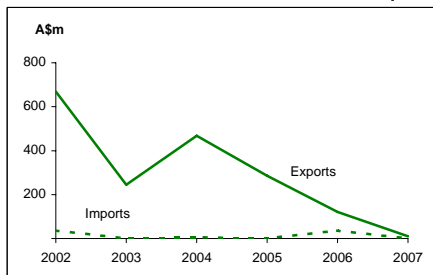
General information:

Fact sheets are updated biannually; May and September

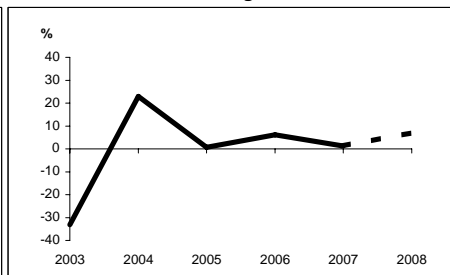
Capital:	Baghdad	Head of State:	
Surface area:	438 thousand sq km	Head of Government:	Prime Minister HE Nouri Kamil al-Maliki
Official language:	Arabic		
Population:	28.9 million (2007)		
Exchange rate:	A\$1 = 1,071.14 Dinars (31.12.2007)		

Recent economic indicators:	2003	2004	2005	2006	2007(a)	2008(b)
GDP (US\$bn) (current prices):	10.6	25.5	31.4	49.5	62.6	70.6
GDP PPP (US\$bn) (c):	na	na	na	na	na	na
GDP per capita (US\$):	394	927	1,124	1,723	2,115	2,321
GDP per capita PPP (US\$) (c):	na	na	na	na	na	na
Real GDP growth (% change YOY):	-33.1	23.0	0.7	6.2	1.3	7.1
Current account balance (US\$m):	-935	-9,676	-845	4,589	1,237	-2,264
Current account balance (% GDP):	-8.8	-37.9	-2.7	9.3	2.0	-3.2
Goods exports (% GDP):	91.6	69.7	63.0	57.4	54.5	51.5
Inflation (% change YOY):	36.3	31.7	31.6	64.8	25.0	12.0

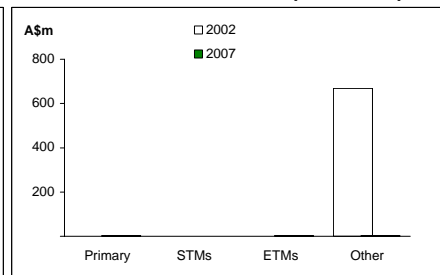
Australia's merchandise trade with Iraq



Real GDP growth



Australia's merchandise exports to Iraq



Australia's trade relationship with Iraq (d):

Australian merchandise trade with Iraq, 2007:

Exports to Iraq (A\$m):	10	Total share:	0.0%	Rank:	122nd	Growth (yoy):	-92.2%
Imports from Iraq (A\$m):	0		0.0%		213th		-100.0%
Total trade (exports + imports) (A\$m):	10		0.0%		139th		-93.9%

Major Australian exports, 2007* (A\$m):

Cheese & curd	3
Taps, cocks, valves	2
Arms & ammunition	1
Telecommunications equipment	1

Major Australian imports, 2007 (A\$m):

No significant imports were recorded.

*Includes A\$2m of confidential items and special transactions, 21% of total exports.

Australia's trade in services with Iraq, 2007:

Exports of services to Iraq (A\$m):	na	Total share:	na
Imports of services from Iraq (A\$m):	na		na

Iraq's global merchandise trade relationships:

Iraq's principal export destinations, 2006:

1	United States	46.7%
2	Italy	10.7%
3	Canada	6.2%
16	Australia	0.5%

Iraq's principal import sources, 2006:

1	Syrian Arab Republic	26.8%
2	Turkey	20.7%
3	United States	11.9%
21	Australia	0.7%

Compiled by the Market Information and Analysis Section, DFAT, using the latest data from the ABS, the IMF and various international sources.

(a) All recent data subject to revision; (b) Forecasts not available; (c) PPP is purchasing power parity; (d) Total may not add due to rounding.

na Data not available.