



# GUATEMALA

Fact Sheet

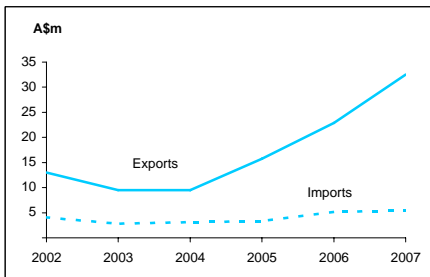
## General information:

Fact sheets are updated biannually; May and September

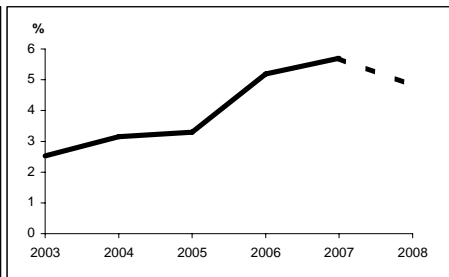
|                           |                                    |   |  |
|---------------------------|------------------------------------|---|--|
| <b>Capital:</b>           | Guatemala                          | <b>Head of State and Head of Government:</b>    |  |
| <b>Surface area:</b>      | 109 thousand sq km                 | <b>President HE Lic Álvaro Colom Caballeros</b> |  |
| <b>Official language:</b> | Spanish                            |   |  |
| <b>Population:</b>        | 13.3 million (2007)                |   |  |
| <b>Exchange rate:</b>     | A\$1 = 7.0522 Quetzales (Feb 2008) |   |  |

| <i>Recent economic indicators:</i>           | 2003   | 2004   | 2005   | 2006   | 2007(a) | 2008(b) |
|--|--------|--------|--------|--------|---------|---------|
| <b>GDP (US\$bn) (current prices):</b>        | 21.9   | 24.0   | 27.3   | 30.2   | 33.7    | 35.7    |
| <b>GDP PPP (US\$bn) (c):</b>                 | 48.5   | 50.9   | 53.1   | 57.6   | 62.5    | 66.8    |
| <b>GDP per capita (US\$):</b>                | 1,876  | 1,971  | 2,152  | 2,327  | 2,532   | 2,619   |
| <b>GDP per capita PPP (US\$) (c):</b>        | 4,154  | 4,192  | 4,181  | 4,438  | 4,699   | 4,901   |
| <b>Real GDP growth (% change YOY):</b>       | 2.5    | 3.2    | 3.3    | 5.2    | 5.7     | 4.8     |
| <b>Current account balance (US\$m):</b>      | -1,009 | -1,174 | -1,230 | -1,510 | -1,685  | -1,965  |
| <b>Current account balance (% GDP):</b>      | -4.6   | -4.9   | -4.5   | -5.0   | -5.0    | -5.5    |
| <b>Goods &amp; services exports (% GDP):</b> | 18.8   | 19.0   | 24.2   | 24.6   | na      | na      |
| <b>Inflation (% change YOY):</b>             | 5.6    | 7.6    | 9.1    | 6.6    | 6.8     | 8.0     |

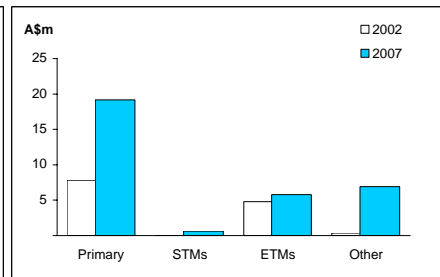
Australia's merchandise trade with Guatemala



Real GDP growth



Australia's merchandise exports to Guatemala



## Australia's trade relationship with Guatemala (d):

### Australian merchandise trade with Guatemala, 2007:

|   |    |                     |      |              |       |                      |       |
|---|----|---------------------|------|--------------|-------|----------------------|-------|
| Exports to Guatemala (A\$m):            | 33 | <b>Total share:</b> | 0.0% | <b>Rank:</b> | 78th  | <b>Growth (yoy):</b> | 41.9% |
| Imports from Guatemala (A\$m):          | 5  |                     | 0.0% |              | 110th |                      | 4.6%  |
| Total trade (exports + imports) (A\$m): | 38 |                     | 0.0% |              | 90th  |                      | 35.0% |

### Major Australian exports, 2007\* (A\$m):

|                                      |    |
|--------------------------------------|----|
| Milk & cream                         | 16 |
| Medical electro-diagnostic equipment | 3  |
| Cheese & curd                        | 2  |
| Transport vehicles                   | 2  |

\*Includes A\$7m of confidential items, 21% of total exports.

### Major Australian imports, 2007 (A\$m):

|                               |   |
|-------------------------------|---|
| Coffee & coffee substitutes   | 2 |
| Polymers of ethylene, primary | 1 |

### Australia's trade in services with Guatemala, 2007:

|  |    |                     |    |
|--|----|---------------------|----|
| Exports of services to Guatemala (A\$m):   | na | <b>Total share:</b> | na |
| Imports of services from Guatemala (A\$m): | na |                     | na |

## Guatemala's global merchandise trade relationships:

### Guatemala's principal export destinations, 2007:

|    |               |       |
|----|---------------|-------|
| 1  | United States | 42.6% |
| 2  | El Salvador   | 12.2% |
| 3  | Honduras      | 8.6%  |
| 62 | Australia     | 0.0%  |

### Guatemala's principal import sources, 2007:

|    |               |       |
|----|---------------|-------|
| 1  | United States | 34.1% |
| 2  | Mexico        | 8.8%  |
| 3  | China         | 5.7%  |
| 38 | Australia     | 0.2%  |

Compiled by the Market Information and Analysis Section, DFAT, using the latest data from the ABS, the IMF and various international sources.

(a) All recent data subject to revision; (b) IMF forecast; (c) PPP is purchasing power parity; (d) Total may not add due to rounding.

na Data not available.