

GREECE

Fact Sheet

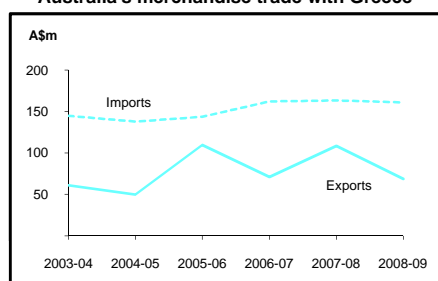
General information:

Fact sheets are updated biannually; June and December

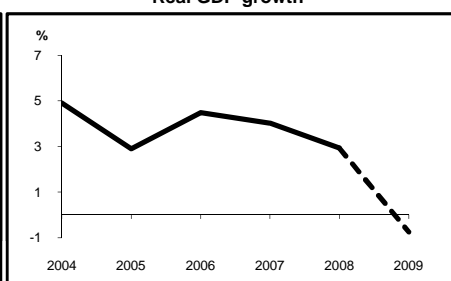
Capital:	Athens	Head of State:	
Surface area:	132 thousand sq km	President HE Mr Karolos Papoulias	
Official language:	Greek	Head of Government:	
Population:	11.2 million (2009)	Prime Minister HE Mr George A Papandreou	
Exchange rate:	A\$1 = 0.5848 Euros (Aug 2009)		

Recent economic indicators:	2004	2005	2006	2007	2008(a)	2009(b)
GDP (US\$bn) (current prices):	231.1	246.2	267.7	312.8	357.5	338.3
GDP PPP (US\$bn) (c):	266.5	281.5	303.7	325.0	341.7	344.4
GDP per capita (US\$):	20,926	22,254	24,147	28,145	32,105	30,305
GDP per capita PPP (US\$) (c):	24,135	25,440	27,393	29,249	30,681	30,856
Real GDP growth (% change yoy):	4.9	2.9	4.5	4.0	2.9	-0.8
Current account balance (US\$m):	-13,476	-17,874	-29,708	-44,400	-51,574	-33,756
Current account balance (% GDP):	-5.8	-7.3	-11.1	-14.2	-14.4	-10.0
Goods & services exports (% GDP):	21.1	20.9	20.9	21.4	22.3	18.7
Inflation (% change yoy):	3.0	3.5	3.3	3.0	4.2	1.1

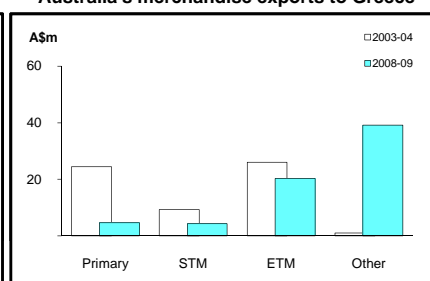
Australia's merchandise trade with Greece



Real GDP growth



Australia's merchandise exports to Greece



Australia's trade and investment relationship with Greece (d):

Australian merchandise trade with Greece, 2008-09:		Total share:	Rank:	Growth (yoy):
Exports to Greece (A\$m):	68	0.0%	67th	-36.8%
Imports from Greece (A\$m):	161	0.1%	50th	-1.4%
Total trade (exports + imports) (A\$m):	229	0.1%	63rd	-15.5%

Major Australian exports, 2008-09* (A\$m):

Medicaments (incl veterinary)	8
Specialised machinery & parts	5
Starches, inulin & wheat gluten	4
Hides & skins, raw (excl furskins)	1

*Includes A\$39m of confidential items, 57% of exports.

Major Australian imports, 2008-09 (A\$m):

Vegetables, prepared or preserved	30
Aluminium	27
Cheese & curd	18
Medicaments (incl veterinary)	13

Australia's trade in services with Greece, 2008-09:

		Total share:
Exports of services to Greece (A\$m):	36	0.1%
Imports of services from Greece (A\$m):	307	0.5%

Major Australian service exports, 2008-09 (A\$m):

Personal travel excl education	21
Government services	6

Major Australian service imports, 2008-09 (A\$m):

Personal travel excl education	287
Business-related travel	9

Australia's investment relationship with Greece, 2008 (e):

	Total:	FDI:
Australia's investment in Greece (A\$m):	443	np
Greece's investment in Australia (A\$m):	np	na

Greece's global merchandise trade relationships:

Greece's principal export destinations, 2008:

1	Italy	11.5%
2	Germany	10.5%
3	Bulgaria	7.1%
37	Australia	0.4%

Greece's principal import sources, 2008:

1	Germany	11.9%
2	Italy	11.4%
3	Russian Federation	7.3%
69	Australia	0.1%

Compiled by the Market Information and Research Section, DFAT, using the latest data from the ABS, the IMF and various international sources.

(a) All recent data subject to revision; (b) IMF/EIU forecast; (c) PPP is purchasing power parity; (d) Total may not add due to rounding; (e) Stock, as at 31 December. Released annually by the ABS. na Data not available. np Data not published.