



# THE GAMBIA

Fact Sheet

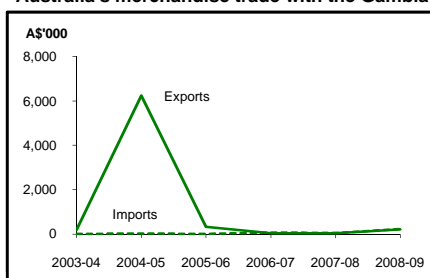
## General information:

Fact sheets are updated biannually; June and December

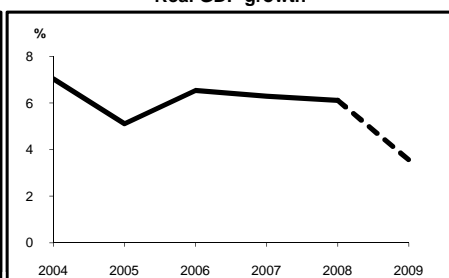
<b>Capital:</b>	Banjul	<b>Head of State and Head of Government:</b>
<b>Surface area:</b>	11 thousand sq km	President Alhaji Dr Yahya A J J Jammeh
<b>Official language:</b>	English	
<b>Population:</b>	1.7 million (2009)	
<b>Exchange rate:</b>	A\$1 = 19.4581 Dalasis (2008)	

<i>Recent economic indicators:</i>	2004	2005	2006	2007	2008(a)	2009(b)
<b>GDP (US\$m) (current prices):</b>	401	462	508	651	810	726
<b>GDP PPP (US\$m) (c):</b>	1,612	1,744	1,918	2,098	2,274	2,391
<b>GDP per capita (US\$):</b>	273	306	328	410	497	434
<b>GDP per capita PPP (US\$) (c):</b>	1,096	1,156	1,239	1,321	1,395	1,430
<b>Real GDP growth (% change yoy):</b>	7.0	5.1	6.5	6.3	6.1	3.6
<b>Current account balance (US\$m):</b>	-54	-93	-74	-87	-135	-124
<b>Current account balance (% GDP):</b>	-13.4	-20.1	-14.6	-13.4	-16.7	-17.1
<b>Goods &amp; services exports (% GDP):</b>	45.5	39.1	39.5	35.8	na	na
<b>Inflation (% change yoy):</b>	14.3	5.0	2.1	5.4	4.5	6.4

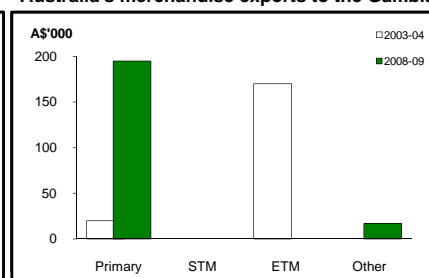
Australia's merchandise trade with the Gambia



Real GDP growth



Australia's merchandise exports to the Gambia



## Australia's trade and investment relationship with the Gambia (d):

### Australian merchandise trade with the Gambia, 2008-09:

Exports to the Gambia (A\$'000):	212	<b>Total share:</b>	0.0%	<b>Rank:</b>	201st	<b>Growth (yoy):</b>	404.8%
Imports from the Gambia (A\$'000):	230		0.0%		166th		303.5%
Total trade (exports + imports) (A\$'000):	442		0.0%		203rd		346.5%

### Major Australian exports, 2008-09 (A\$'000):

Meat (excl beef)	89
Beef	85
Cereal preparations	17
Alcoholic beverages	4

### Major Australian imports, 2008-09 (A\$'000):

Agric machinery (excl tractors) & parts	139
Measuring & analysing instruments	46
Plastic articles	19
Prams, toys, games & sporting goods	16

### Australia's trade in services with the Gambia, 2008-09:

Exports of services to the Gambia (A\$m):	na	<b>Total share:</b>	na
Imports of services from the Gambia (A\$m):	na		na

### Australia's investment relationship with the Gambia, 2008 (e):

Australia's investment in the Gambia (A\$m):	na	<b>Total:</b>	na	<b>FDI:</b>	na
The Gambia's investment in Australia (A\$m):	na		na		na

## The Gambia's global merchandise trade relationships:

### The Gambia's principal export destinations, 2008:

1	India	17.4%
2	Senegal	17.4%
3	Netherlands	11.6%
	Australia	na

### The Gambia's principal import sources, 2008:

1	United States	10.9%
2	Germany	10.9%
3	China	10.8%
	Australia	na

Compiled by the Market Information and Research Section, DFAT, using the latest data from the ABS, the IMF and various international sources.

(a) All recent data subject to revision; (b) IMF forecast; (c) PPP is purchasing power parity; (d) Total may not add due to rounding; (e) Stock, as at 31 December. Released annually by the ABS. na Data not available.