



FORMER YUGOSLAV REPUBLIC OF MACEDONIA

Fact Sheet

General information:

Capital:	Skopje
Surface area:	26 thousand sq km
Official language:	Macedonian
Population:	2.1 million (2009)
Exchange rate:	A\$1 = 35.7958 Denar (Aug 2009)

Fact sheets are updated biannually; June and December

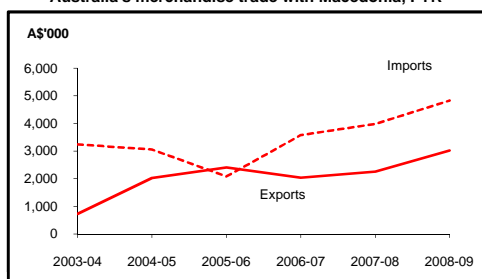
Head of State:
President HE Mr Gjorge Ivanov

Head of Government:
Prime Minister HE Mr Nikola Gruevski

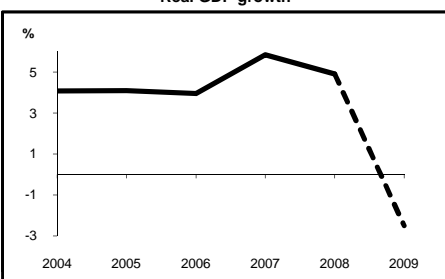
Recent economic indicators:

	2004	2005	2006	2007	2008(a)	2009(b)
GDP (US\$bn) (current prices):	5.4	5.8	6.4	7.9	9.6	8.8
GDP PPP (US\$bn) (c):	14.0	15.0	16.1	17.6	18.8	18.6
GDP per capita (US\$):	2,648	2,860	3,123	3,874	4,657	4,281
GDP per capita PPP (US\$) (c):	6,870	7,384	7,902	8,578	9,164	9,047
Real GDP growth (% change yoy):	4.1	4.1	4.0	5.9	4.9	-2.5
Current account balance (US\$m):	-451	-151	-56	-569	-1,253	-939
Current account balance (% GDP):	-8.4	-2.6	-0.9	-7.2	-13.1	-10.6
Goods & services exports (% GDP):	39.6	43.9	47.0	52.5	52.1	na
Inflation (% change yoy):	-0.4	0.5	3.2	2.3	8.3	-0.5

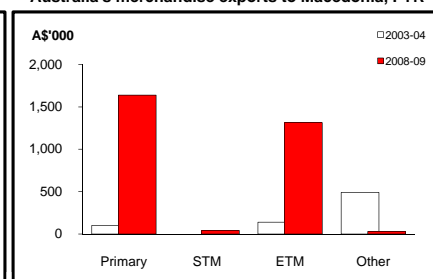
Australia's merchandise trade with Macedonia, FYR



Real GDP growth



Australia's merchandise exports to Macedonia, FYR



Australia's trade and investment relationship with Macedonia, FYR (d):

Australian merchandise trade with Macedonia, FYR, 2008-09:		Total share:	Rank:	Growth (yoy):
Exports to Macedonia, FYR (A\$'000):	3,018	0.0%	153rd	33.8%
Imports from Macedonia, FYR (A\$'000):	4,824	0.0%	112th	21.1%
Total trade (exports + imports) (A\$'000):	7,842	0.0%	151st	25.7%

Major Australian exports, 2008-09 (A\$'000):

Beef	1,429
Non-electrical machinery	325
Furniture, mattresses & cushions	274
Measuring & analysing instruments	103

Major Australian imports, 2008-09 (A\$'000):

Clothing	1,041
Vegetables, prepared or preserved	947
Edible products & preparations	747
Cereal preparations	642

Australia's trade in services with Macedonia, FYR, 2008-09:

		Total share:
Exports of services to Macedonia, FYR (A\$m):	na	na
Imports of services from Macedonia, FYR (A\$m):	na	na

Australia's investment relationship with Macedonia, FYR, 2008 (e):

	Total:	FDI:
Australia's investment in Macedonia, FYR (A\$m):	na	na
Macedonia, FYR's investment in Australia (A\$m):	na	na

Macedonia, FYR's global merchandise trade relationships:

Macedonia, FYR's principal export destinations, 2008:

1	Serbia & Montenegro	20.5%
2	Germany	15.5%
3	Greece	12.5%
33	Australia	0.1%

Macedonia, FYR's principal import sources, 2008:

1	Germany	13.4%
2	Greece	12.5%
3	Bulgaria	10.0%
53	Australia	0.0%

Compiled by the Market Information and Research Section, DFAT, using the latest data from the ABS, the IMF and various international sources.

(a) All recent data subject to revision; (b) IMF forecast; (c) PPP is purchasing power parity; (d) Total may not add due to rounding; (e) Stock, as at 31 December. Released annually by the ABS. na Data not available.