

# FRANCE

Fact Sheet

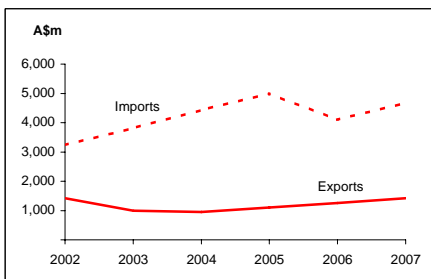
## General information:

Fact sheets are updated biannually; May and September

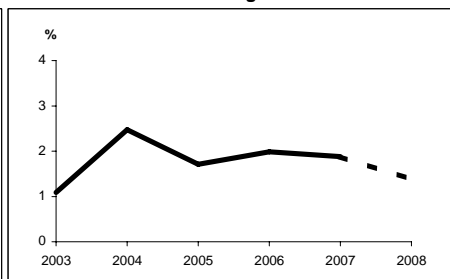
<b>Capital:</b>	Paris	<b>Head of State:</b>	
<b>Surface area:</b>	552 thousand sq km	<b>President HE Mr Nicolas Sarkozy</b>	
<b>Official language:</b>	French		
<b>Population:</b>	61.7 million (2007)	<b>Head of Government:</b>	
<b>Exchange rate:</b>	A\$1 = 0.6192 Euros (Feb 2008)	<b>Prime Minister Mr Francois Fillon</b>	

<i>Recent economic indicators:</i>	2003	2004	2005	2006	2007(a)	2008(b)
<b>GDP (US\$bn) (current prices):</b>	1,804.6	2,061.1	2,137.5	2,252.1	2,560.3	2,843.1
<b>GDP PPP (US\$bn) (c):</b>	1,694.6	1,777.0	1,859.9	1,956.8	2,046.9	2,116.6
<b>GDP per capita (US\$):</b>	29,945	33,988	35,043	36,706	41,511	45,858
<b>GDP per capita PPP (US\$) (c):</b>	28,120	29,302	30,492	31,893	33,188	34,140
<b>Real GDP growth (% change YOY):</b>	1.1	2.5	1.7	2.0	1.9	1.4
<b>Current account balance (US\$m):</b>	14,740	10,559	-19,561	-28,192	-33,386	-66,999
<b>Current account balance (% GDP):</b>	0.8	0.5	-0.9	-1.3	-1.3	-2.4
<b>Goods &amp; services exports (% GDP):</b>	25.5	25.9	26.1	26.7	26.6	26.9
<b>Inflation (% change YOY):</b>	2.2	2.3	1.9	1.9	1.6	2.5

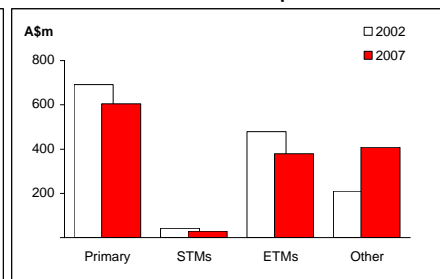
Australia's merchandise trade with France



Real GDP growth



Australia's merchandise exports to France



## Australia's trade relationship with France (d):

<b>Australian merchandise trade with France, 2007:</b>		<b>Total share:</b>	<b>Rank:</b>	<b>Growth (yoy):</b>
Exports to France (A\$m):	1,422	0.8%	24th	13.2%
Imports from France (A\$m):	4,679	2.5%	13th	14.1%
Total trade (exports + imports) (A\$m):	6,101	1.7%	15th	13.9%

### Major Australian exports, 2007\* (A\$m):

Coal	355
Iron ore	167
Medical instruments	83
Aircraft & parts	66

\*Includes A\$405m of confidential items, 29% of total exports.

### Major Australian imports, 2007 (A\$m):

Aircraft & parts	899
Medicaments (incl veterinary)	580
Passenger motor vehicles	260
Perfumery & cosmetics	203

### Australia's trade in services with France, 2007:

Exports of services to France (A\$m):	555	<b>Total share:</b>	1.2%
Imports of services from France (A\$m):	734		1.6%

### Major Australian service exports, 2007 (A\$m):

Personal travel excl education	250
Education-related travel	77

### Major Australian service imports, 2007 (A\$m):

Personal travel excl education	406
Other business services	84

## France's global merchandise trade relationships:

### France's principal export destinations, 2007:

1	Germany	14.4%
2	Spain	9.6%
3	Italy	9.2%
33	Australia	0.6%

### France's principal import sources, 2007:

1	Germany	16.6%
2	Italy	8.5%
3	Belgium	8.3%
47	Australia	0.3%

Compiled by the Market Information and Analysis Section, DFAT, using the latest data from the ABS, the IMF and various international sources.

(a) All recent data subject to revision; (b) IMF/EIU forecast; (c) PPP is purchasing power parity; (d) Total may not add due to rounding.