

# FINLAND

Fact Sheet

## General information:

Fact sheets are updated biannually; May and September

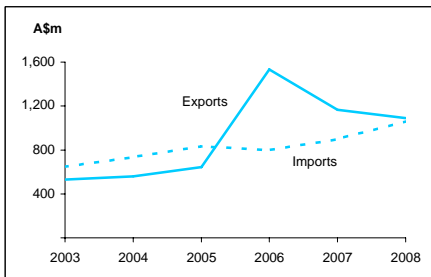
<b>Capital:</b>	Helsinki
<b>Surface area:</b>	338 thousand sq km
<b>Official languages:</b>	Finnish, Swedish
<b>Population:</b>	5.3 million (2008)
<b>Exchange rate:</b>	A\$1 = 0.5076 Euros (Feb 2009)

**Head of State:**  
President HE Ms Tarja Halonen

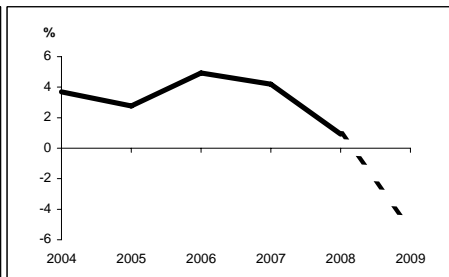
**Head of Government:**  
Prime Minister Mr Matti Vanhanen

<i>Recent economic indicators:</i>	2004	2005	2006	2007	2008(a)	2009(b)
<b>GDP (US\$bn) (current prices):</b>	189.2	195.7	209.7	246.2	274.0	233.6
<b>GDP PPP (US\$bn) (c):</b>	152.6	159.7	173.0	185.1	190.9	182.7
<b>GDP per capita (US\$):</b>	36,183	37,298	39,820	46,836	51,989	44,217
<b>GDP per capita PPP (US\$) (c):</b>	29,190	30,445	32,846	35,206	36,217	34,582
<b>Real GDP growth (% change yoy):</b>	3.7	2.8	4.9	4.2	0.9	-5.2
<b>Current account balance (US\$m):</b>	12,392	7,097	9,426	10,006	6,917	2,321
<b>Current account balance (% GDP):</b>	6.6	3.6	4.5	4.1	2.5	1.0
<b>Goods &amp; services exports (% GDP):</b>	40.3	42.1	45.3	46.0	44.2	31.6
<b>Inflation (% change yoy):</b>	0.1	0.8	1.3	1.6	3.9	1.0

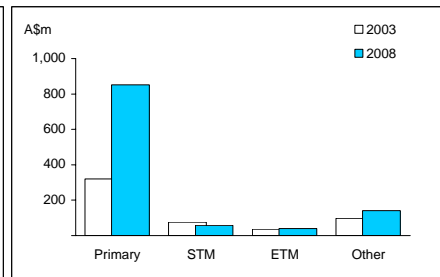
Australia's merchandise trade with Finland



Real GDP growth



Australia's merchandise exports to Finland



## Australia's trade relationship with Finland (d):

### Australian merchandise trade with Finland, 2008:

Exports to Finland (A\$m):	1,090
Imports from Finland (A\$m):	1,060
Total trade (exports + imports) (A\$m):	2,150

<b>Total share:</b>	<b>Rank:</b>	<b>Growth (yoy):</b>
0.5%	28th	-6.6%
0.5%	32nd	18.2%
0.5%	31st	4.2%

### Major Australian exports, 2008\* (A\$m):

Nickel ores & concentrates	743
Coal	93
Salts of inorganic acids & metals	55
Alcoholic beverages	15

\*Includes A\$140m of confidential items, 13% of total exports.

### Major Australian imports, 2008 (A\$m):

Paper & paperboard	278
Civil engineering equipment & parts	139
Specialised machinery & parts	70
Mechanical handling equip & parts	49

### Australia's trade in services with Finland, 2008:

		<b>Total share:</b>
Exports of services to Finland (A\$m):	na	na
Imports of services from Finland (A\$m):	na	na

## Finland's global merchandise trade relationships:

### Finland's principal export destinations, 2008:

1	Russian Federation	11.4%
2	Sweden	10.0%
3	Germany	9.4%
25	Australia	0.8%

### Finland's principal import sources, 2008:

1	Russian Federation	16.3%
2	Germany	13.9%
3	Sweden	9.8%
20	Australia	1.0%

Compiled by the Market Information and Research Section, DFAT, using the latest data from the ABS, the IMF and various international sources.

(a) All recent data subject to revision; (b) IMF/EIU forecast; (c) PPP is purchasing power parity; (d) Total may not add due to rounding.

na Data not available.