



GERMANY

Fact Sheet

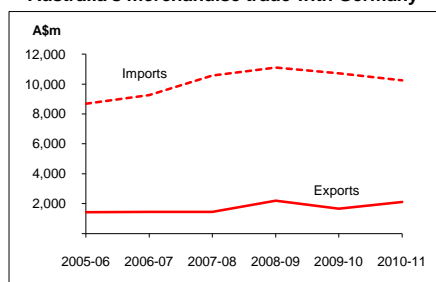
General information:

Fact sheets are updated biannually; June and December

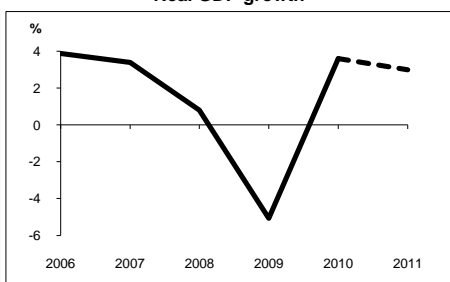
Capital:	Berlin	Head of State:	
Surface area:	357 thousand sq km	Head of Government:	Federal Chancellor HE Dr Angela Merkel
Official language:	German		
Population:	81.6 million (2010)		
Exchange rate:	A\$1 = 0.7554 Euros (Jul 2011)		

Recent economic indicators:	2006	2007	2008	2009	2010(a)	2011(b)
GDP (US\$bn) (current prices):	2,905.4	3,328.6	3,640.7	3,307.2	3,286.5	3,628.6
GDP PPP (US\$bn) (c):	2,672.7	2,843.6	2,930.2	2,810.7	2,944.4	3,089.5
GDP per capita (US\$):	35,320	40,505	44,392	40,447	40,274	44,556
GDP per capita PPP (US\$) (c):	32,491	34,603	35,728	34,375	36,081	37,936
Real GDP growth (% change yoy):	3.9	3.4	0.8	-5.1	3.6	3.0
Current account balance (US\$m):	182,068	248,291	227,870	186,279	187,232	182,823
Current account balance (% GDP):	6.3	7.5	6.3	5.6	5.7	5.0
Goods & services exports (% GDP):	45.6	47.4	48.2	42.1	46.9	50.8
Inflation (% change yoy):	1.8	2.3	2.8	0.2	1.2	2.2

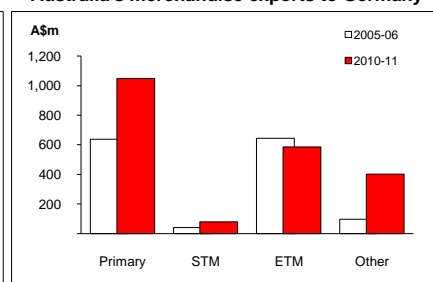
Australia's merchandise trade with Germany



Real GDP growth



Australia's merchandise exports to Germany



Australia's trade and investment relationship with Germany (d):

Australian merchandise trade with Germany, 2010-11:		Total share:	Rank:	Growth (yoy):
Exports to Germany (A\$m):	2,115	0.9%	17th	27.8%
Imports from Germany (A\$m):	10,246	4.8%	5th	-4.4%
Total trade (exports + imports) (A\$m):	12,361	2.7%	12th	-0.1%

Major Australian exports, 2010-11 (A\$m):	
Gold coin & legal tender coin	299
Coal	298
Copper ores & concentrates	160
Precious metal ores & conc (excl gold)	136

Major Australian imports, 2010-11 (A\$m):	
Passenger motor vehicles	2,435
Medicaments (incl veterinary)	783
Measuring & analysing instruments	323
Civil engineering equipment & parts	276

Australia's trade in services with Germany, 2010-11:		Total share:
Exports of services to Germany (A\$m):	995	2.0%
Imports of services from Germany (A\$m):	1,448	2.5%

Major Australian service exports, 2010-11 (A\$m):	
Personal travel excl education	459
Transport	214

Major Australian service imports, 2010-11 (A\$m):	
Transport	737
Personal travel excl education	363

Australia's investment relationship with Germany, 2010 (e):		Total:	FDI:
Australia's investment in Germany (A\$m):		37,231	9,251
Germany's investment in Australia (A\$m):		40,756	16,224

Germany's global merchandise trade relationships:

Germany's principal export destinations, 2010:		Germany's principal import sources, 2010:	
1 France	9.4%	1 Netherlands	8.3%
2 United States	6.8%	2 France	8.1%
3 Netherlands	6.5%	3 China	7.9%
24 Australia	0.8%	46 Australia	0.2%

Compiled by the Market Information and Research Section, DFAT, using the latest data from the ABS, the IMF and various international sources.

(a) All recent data subject to revision; (b) IMF/EIU forecast; (c) PPP is purchasing power parity; (d) Total may not add due to rounding; (e) Stock, as at 31 December. Released annually by the ABS. na Data not available. np Data not published. .. Data not meaningful.