



# ESTONIA

Fact Sheet

## General information:

Fact sheets are updated biannually; May and September

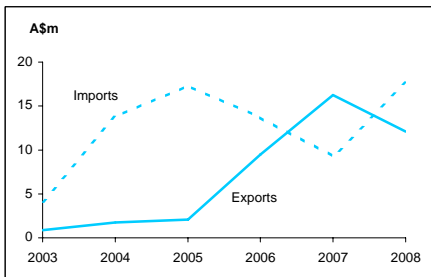
<b>Capital:</b>	Tallinn
<b>Surface area:</b>	45 thousand sq km
<b>Official language:</b>	Estonian
<b>Population:</b>	1.3 million (2008)
<b>Exchange rate:</b>	A\$1 = 7.9358 Krooni (Feb 2009)

**Head of State:**  
President HE Mr Toomas Hendrik Ilves

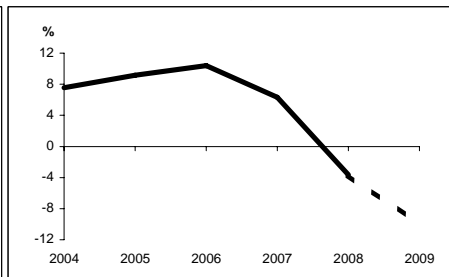
**Head of Government:**  
Prime Minister Mr Andrus Ansip

<i>Recent economic indicators:</i>	2004	2005	2006	2007	2008(a)	2009(b)
<b>GDP (US\$bn) (current prices):</b>	12.0	13.8	16.4	20.9	23.2	18.8
<b>GDP PPP (US\$bn) (c):</b>	20.0	22.2	25.3	27.6	27.2	24.7
<b>GDP per capita (US\$):</b>	8,874	10,234	12,232	15,569	17,299	13,982
<b>GDP per capita PPP (US\$) (c):</b>	14,830	16,483	18,819	20,584	20,259	18,386
<b>Real GDP growth (% change yoy):</b>	7.5	9.2	10.4	6.3	-3.6	-10.0
<b>Current account balance (US\$m):</b>	-1,404	-1,380	-2,752	-3,776	-2,143	-1,229
<b>Current account balance (% GDP):</b>	-11.7	-10.0	-16.7	-18.1	-9.2	-6.5
<b>Goods &amp; services exports (% GDP):</b>	72.9	79.6	80.7	74.0	76.3	70.7
<b>Inflation (% change yoy):</b>	3.0	4.1	4.4	6.6	10.4	0.8

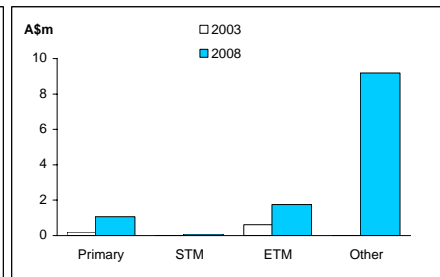
Australia's merchandise trade with Estonia



Real GDP growth



Australia's merchandise exports to Estonia



## Australia's trade relationship with Estonia (d):

### Australian merchandise trade with Estonia, 2008:

**Total share:**      **Rank:**      **Growth (yoy):**

Exports to Estonia (A\$m):	12	0.0%	117th	-25.5%
Imports from Estonia (A\$m):	18	0.0%	80th	89.4%
Total trade (exports + imports) (A\$m):	30	0.0%	105th	16.3%

### Major Australian exports, 2008 (A\$m):

Gold coin & legal tender coin	9
Alcoholic beverages	1

### Major Australian imports, 2008 (A\$m):

Wood, simply worked	8
Telecom equipment & parts	2
Pigments, paints & varnishes	2
Prams, toys, games & sporting goods	1

### Australia's trade in services with Estonia, 2008:

**Total share:**

Exports of services to Estonia (A\$m):	na	na
Imports of services from Estonia (A\$m):	na	na

## Estonia's global merchandise trade relationships:

### Estonia's principal export destinations, 2008:

1	Finland	18.4%
2	Sweden	13.9%
3	Russian Federation	10.4%
44	Australia	0.1%

### Estonia's principal import sources, 2008:

1	Finland	14.3%
2	Germany	13.4%
3	Sweden	10.0%
62	Australia	0.0%

Compiled by the Market Information and Research Section, DFAT, using the latest data from the ABS, the IMF and various international sources.

(a) All recent data subject to revision; (b) IMF/EIU forecast; (c) PPP is purchasing power parity; (d) Total may not add due to rounding.

na Data not available.