



ECUADOR

Fact Sheet

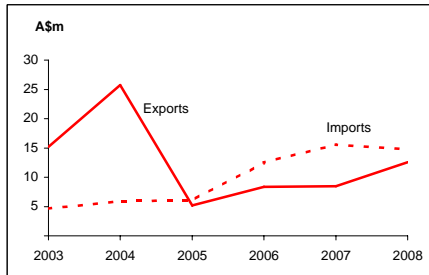
General information:

Fact sheets are updated biannually; May and September

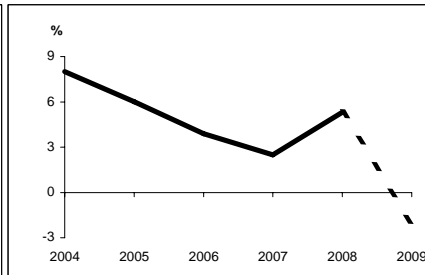
Capital:	Quito	Head of State and Head of Government:	
Surface area:	284 thousand sq km	Constitutional President HE Mr Rafael Correa	
Official language:	Spanish		
Population:	13.9 million (2008)		
Exchange rate:	A\$1 = US\$0.6489 (Feb 2009)		

<i>Recent economic indicators:</i>	2004	2005	2006	2007	2008(a)	2009(b)
GDP (US\$bn) (current prices):	32.6	37.2	41.4	45.8	52.6	50.2
GDP PPP (US\$bn) (c):	80.1	88.1	94.5	99.4	107.0	105.8
GDP per capita (US\$):	2,506	2,814	3,058	3,335	3,776	3,559
GDP per capita PPP (US\$) (c):	6,151	6,667	6,978	7,242	7,685	7,497
Real GDP growth (% change yoy):	8.0	6.0	3.9	2.5	5.3	-2.0
Current account balance (US\$m):	-542	296	1,594	1,064	1,245	-1,751
Current account balance (% GDP):	-1.7	0.8	3.9	2.3	2.4	-3.5
Goods & services exports (% GDP):	27.5	30.9	34.4	35.0	31.0	20.4
Inflation (% change yoy):	2.7	2.1	3.3	2.3	8.4	4.0

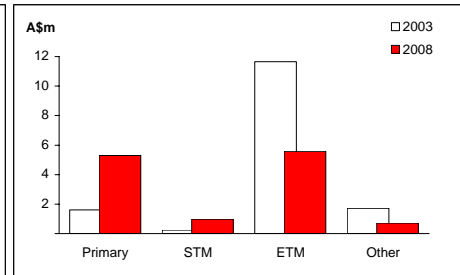
Australia's merchandise trade with Ecuador



Real GDP growth



Australia's merchandise exports to Ecuador



Australia's trade relationship with Ecuador (d):

Australian merchandise trade with Ecuador, 2008:

Exports to Ecuador (A\$m):	13	Total share:	0.0%	Rank:	116th	Growth (yoy):	48.4%
Imports from Ecuador (A\$m):	15		0.0%		86th		-5.3%
Total trade (exports + imports) (A\$m):	27		0.0%		108th		13.7%

Major Australian exports, 2008 (A\$m):

Barley	5
Pumps (excl liquid pumps) & parts	1
Electrical machinery & equipment	1
Paper & paperboard	1

Major Australian imports, 2008 (A\$m):

Animal feed	3
Cocoa	2
Medical instruments (incl veterinary)	2
Fruit juices	1

Australia's trade in services with Ecuador, 2008:

Exports of services to Ecuador (A\$m):	na	Total share:	na
Imports of services from Ecuador (A\$m):	na		na

Ecuador's global merchandise trade relationships:

Ecuador's principal export destinations, 2007:

1	United States	43.3%
2	Peru	10.8%
3	Chile	4.8%
45	Australia	0.1%

Ecuador's principal import sources, 2007:

1	United States	20.6%
2	Colombia	11.0%
3	Venezuela, Bolivarian Rep	9.7%
54	Australia	0.1%

Compiled by the Market Information and Research Section, DFAT, using the latest data from the ABS, the IMF and various international sources.

(a) All recent data subject to revision; (b) IMF/EIU forecast; (c) PPP is purchasing power parity; (d) Total may not add due to rounding.

na Data not available.