

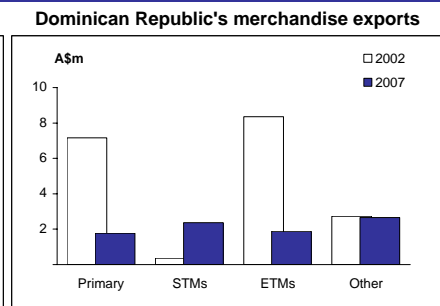
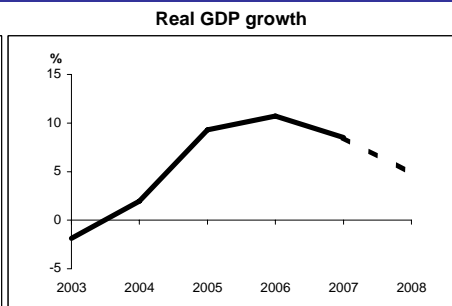
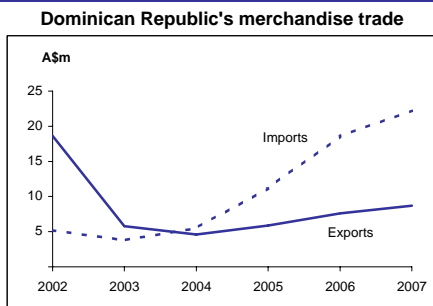
# DOMINICAN REPUBLIC *Fact Sheet*

## General information:

Fact sheets are updated biannually; May and September

<b>Capital:</b>	Santo Domingo	<b>Head of State and Head of Government:</b>	
<b>Surface area:</b>	49 thousand sq km	<b>President HE Dr Leonel Fernandez</b>	
<b>Official language:</b>	Spanish		
<b>Population:</b>	8.8 million (2007)		
<b>Exchange rate:</b>	A\$1 = 31.1190 Pesos (Feb 2008)		

<i>Recent economic indicators:</i>	2003	2004	2005	2006	2007(a)	2008(b)
<b>GDP (US\$bn) (current prices):</b>	16.5	18.4	29.1	31.7	36.4	37.7
<b>GDP PPP (US\$bn) (c):</b>	41.2	43.1	48.6	55.5	61.8	66.1
<b>GDP per capita (US\$):</b>	1,986	2,193	3,411	3,667	4,147	4,235
<b>GDP per capita PPP (US\$) (c):</b>	4,975	5,131	5,694	6,412	7,041	7,420
<b>Real GDP growth (% change YOY):</b>	-1.9	2.0	9.3	10.7	8.5	4.8
<b>Current account balance (US\$m):</b>	992	1,116	-400	-1,122	-2,041	-1,749
<b>Current account balance (% GDP):</b>	6.0	6.1	-1.4	-3.5	-5.6	-4.6
<b>Goods &amp; services exports (% GDP):</b>	54.3	51.2	34.6	33.6	25.2	24.8
<b>Inflation (% change YOY):</b>	27.5	51.5	4.2	7.6	6.1	6.2



## Australia's trade relationship with the Dominican Republic (d):

<b>Australian merchandise trade with the Dominican Republic, 2007:</b>		<b>Total share:</b>	<b>Rank:</b>	<b>Growth (yoy):</b>
Exports to the Dominican Republic (A\$m):	9	0.0%	123rd	14.4%
Imports from the Dominican Republic (A\$m):	22	0.0%	75th	19.5%
Total trade (exports + imports) (A\$m):	31	0.0%	102nd	18.0%

### Major Australian exports, 2007\* (A\$m):

Paper & paperboard	2
Coated flat-rolled steel	1
Meat (excl bovine)	1
Butter	1

\* Includes A\$2.7m of confidential items, 31% of total exports.

### Major Australian imports, 2007 (A\$m):

Medical instruments	8
Electrical machinery and equipment	3
Medicinal & pharmaceutical products	2
Made-up articles of textile materials	2

### Australia's trade in services with the Dominican Republic 2007:

Exports of services to the Dominican Republic (A\$m):	na	<b>Total share:</b>	na
Imports of services from the Dominican Republic (A\$m):	na		na

## The Dominican Republic's global merchandise trade relationships:

### Dominican Republic's principal export destinations, 2006:

1	United States	71.2%
2	United Kingdom	3.2%
3	Belgium	2.4%
21	Australia	0.2%

### Dominican Republic's principal import sources, 2006:

1	United States	46.4%
2	Venezuela, Bolivarian Rep	8.3%
3	Colombia	6.3%
54	Australia	0.0%

Compiled by the Market Information and Analysis Section, DFAT, using the latest data from the ABS, the IMF and various international sources.

(a) All recent data subject to revision; (b) IMF forecast; (c) PPP is purchasing power parity; (d) Total may not add due to rounding.

na Data not available.