



DOMINICA

Fact Sheet

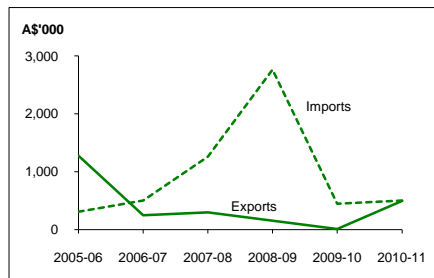
General information:

Fact sheets are updated biannually; June and December

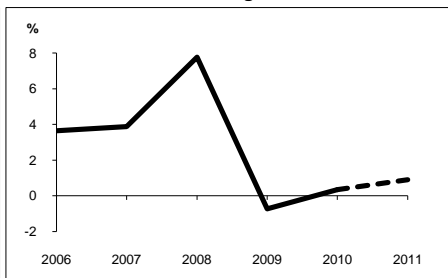
Capital:	Roseau	Head of State:	President HE Dr Nicholas Joseph Orville Liverpool
Surface area:	754 sq km		
Official language:	English	Head of Government:	Prime Minister The Hon Roosevelt Skerrit
Population:	73,000 (2010)		
Exchange rate:	A\$1 = EC\$2.9067 (Jul 2011)		

Recent economic indicators:	2006	2007	2008	2009	2010(a)	2011(b)
GDP (US\$m) (current prices):	388	419	462	480	476	491
GDP PPP (US\$m) (c):	794	849	935	938	952	981
GDP per capita (US\$):	5,460	5,868	6,438	6,691	6,632	6,833
GDP per capita PPP (US\$) (c):	11,181	11,892	13,023	13,063	13,258	13,664
Real GDP growth (% change yoy):	3.6	3.9	7.8	-0.7	0.3	0.9
Current account balance (US\$m):	-50	-87	-118	-102	-103	-109
Current account balance (% GDP):	-12.9	-20.8	-25.6	-21.3	-21.6	-22.2
Goods & services exports (% GDP):	37.2	35.3	35.1	32.2	32.0	na
Inflation (% change yoy):	2.6	3.2	6.4	0.0	3.3	4.2

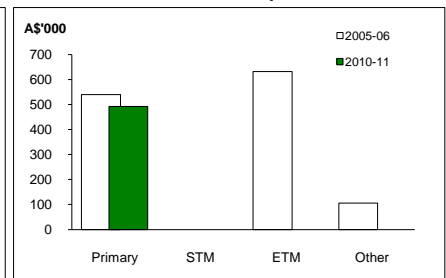
Australia's merchandise trade with Dominica



Real GDP growth



Australia's merchandise exports to Dominica



Australia's trade and investment relationship with Dominica (d):

Australian merchandise trade with Dominica, 2010-11:		Total share:	Rank:	Growth (yoy):
Exports to Dominica (A\$'000):	493	0.0%	188th	..
Imports from Dominica (A\$'000):	500	0.0%	157th	12.1%
Total trade (exports + imports) (A\$'000):	994	0.0%	190th	118.5%

Major Australian exports, 2010-11 (A\$'000):

Meat (excl beef)	395
Alcoholic beverages	98

Major Australian imports, 2010-11 (A\$'000):

Lighting fixtures & fittings	154
Edible products & preparations	110
Artwork & antiques	36
Perfumery & cosmetics (excl soap)	35

Australia's trade in services with Dominica, 2010-11:

Exports of services to Dominica (A\$m):	na	Total share:	na
Imports of services from Dominica (A\$m):	na		na

Australia's investment relationship with Dominica, 2010 (e):

Australia's investment in Dominica (A\$m):	nil	Total:	nil	FDI:	nil
Dominica's investment in Australia (A\$m):	nil		nil		nil

Dominica's global merchandise trade relationships:

Dominica's principal export destinations, 2010:

1	Japan	35.5%
2	Egypt	12.4%
3	Antigua and Barbuda	8.0%
26	Australia	0.2%

Dominica's principal import sources, 2010:

1	Japan	44.8%
2	United States	13.4%
3	Trinidad and Tobago	10.7%
42	Australia	0.1%

Compiled by the Market Information and Research Section, DFAT, using the latest data from the ABS, the IMF and various international sources.

(a) All recent data subject to revision; (b) IMF forecast; (c) PPP is purchasing power parity; (d) Total may not add due to rounding; (e) Stock, as at 31 December. Released annually by the ABS. na Data not available. np Data not published. .. Data not meaningful.