

CZECH REPUBLIC

Fact Sheet

General information:

Fact sheets are updated biannually: June and December

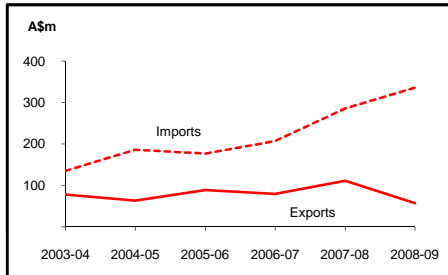
Capital:	Prague
Surface area:	79 thousand sq km
Official language:	Czech
Population:	10.4 million (2009)
Exchange rate:	A\$1 = 15.0025 Koruny (Aug 2009)

Head of State:
President HE Mr Vaclav Klaus

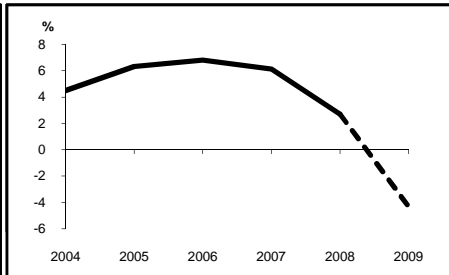
Head of Government:
Prime Minister Mr Jan Fischer

<i>Recent economic indicators:</i>	2004	2005	2006	2007	2008(a)	2009(b)
GDP (US\$bn) (current prices):	109.5	124.5	142.6	174.2	216.4	189.7
GDP PPP (US\$bn) (c);	191.1	207.3	228.6	249.6	261.8	254.4
GDP per capita (US\$):	10,742	12,175	13,893	16,880	20,760	18,194
GDP per capita PPP (US\$) (c):	18,744	20,263	22,271	24,182	25,118	24,400
Real GDP growth (% change yoy):	4.5	6.3	6.8	6.1	2.7	-4.3
Current account balance (US\$m):	-5,751	-1,662	-3,640	-5,483	-6,669	-4,075
Current account balance (% GDP):	-5.3	-1.3	-2.6	-3.1	-3.1	-2.1
Goods & services exports (% GDP):	70.2	72.0	76.5	80.3	77.6	63.6
Inflation (% change yoy):	2.8	1.8	2.5	2.9	6.3	1.0

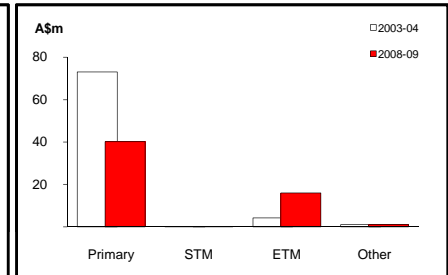
Australia's merchandise trade with Czech Republic



Real GDP growth



Australia's merchandise exports to Czech Republic



Australia's trade and investment relationship with Czech Republic (d):

Australian merchandise trade with Czech Republic, 2008-09:		Total share:	Rank:	Growth (yoy):
Exports to Czech Republic (A\$m):	57	0.0%	71st	-48.5%
Imports from Czech Republic (A\$m):	336	0.2%	47th	17.8%
Total trade (exports + imports) (A\$m):	393	0.1%	55th	-0.8%

Major Australian exports, 2008-09 (A\$m):

Wool & other animal hair (incl tops)	38
Medicaments (incl veterinary)	7
Measuring & analysing instruments	3
Alcoholic beverages	2

Major Australian imports, 2008-09 (A\$m):

Rotating electric plant & parts	54
Vehicle parts & accessories	22
Prams, toys, games & sporting goods	20
Non-electric engines & motors	20

Australia's trade in services with Czech Republic, 2008-09:

		Total share:
Exports of services to Czech Republic (A\$m):	na	na
Imports of services from Czech Republic (A\$m):	na	na

Australia's investment relationship with Czech Republic, 2008 (e):

	Total:	FDI:
Australia's investment in Czech Republic (A\$m):	200	np
Czech Republic's investment in Australia (A\$m):	5	1

Czech Republic's global merchandise trade relationships:

Czech Republic's principal export destinations, 2008:

1	Germany	29.9%
2	Slovak Republic	8.7%
3	Poland	6.3%
37	Australia	0.2%

Czech Republic's principal import sources, 2008:

1	Germany	26.5%
2	China	8.7%
3	Russian Federation	6.4%
46	Australia	0.1%

Compiled by the Market Information and Research Section, DFAT, using the latest data from the ABS, the IMF and various international sources.

(a) All recent data subject to revision; (b) IMF forecast; (c) PPP is purchasing power parity; (d) Total may not add due to rounding; (e) Stock, as at 31 December. Released annually by the ABS. na Data not available. np Data not published.