

CYPRUS

Fact Sheet

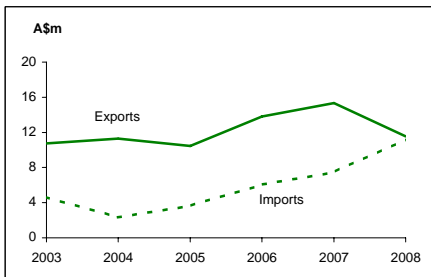
General information:

Fact sheets are updated biannually; May and September

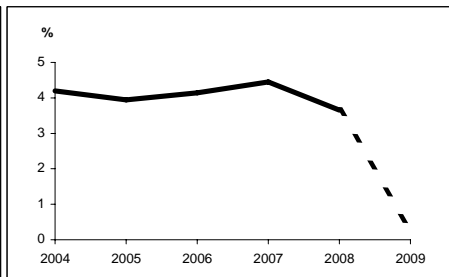
Capital:	Nicosia	Head of State and Head of Government:	
Surface area:	9,251 sq km	President HE Mr Demetris Christofias	
Official languages:	Greek, Turkish		
Population:	0.8 million (2008)		
Exchange rate:	A\$1 = 0.5076 Euros (Feb 2009)		

<i>Recent economic indicators:</i>	2004	2005	2006	2007	2008(a)	2009(b)
GDP (US\$bn) (current prices):	15.8	17.0	18.4	21.4	24.9	22.5
GDP PPP (US\$bn) (c):	17.3	18.6	20.0	21.4	22.7	23.0
GDP per capita (US\$):	21,389	22,428	23,848	27,313	32,772	29,348
GDP per capita PPP (US\$) (c):	23,433	24,534	25,869	27,297	29,830	29,928
Real GDP growth (% change yoy):	4.2	3.9	4.1	4.4	3.7	0.3
Current account balance (US\$m):	-787	-949	-1,388	-2,483	-4,566	-2,313
Current account balance (% GDP):	-5.0	-5.6	-7.5	-11.6	-18.3	-10.3
Goods & services exports (% GDP):	46.8	47.4	46.4	48.0	47.1	39.9
Inflation (% change yoy):	1.9	2.0	2.2	2.2	4.4	0.9

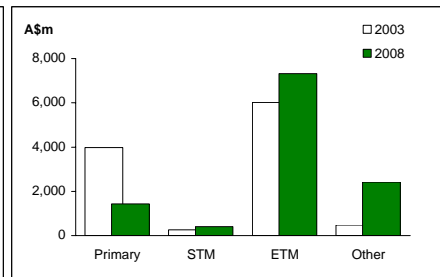
Australia's merchandise trade with Cyprus



Real GDP growth



Australia's merchandise exports to Cyprus



Australia's trade relationship with Cyprus (d):

Australian merchandise trade with Cyprus, 2008:

Exports to Cyprus (A\$m):	12	Total share:	0.0%	Rank:	119th	Growth (yoy):	-24.6%
Imports from Cyprus (A\$m):	11		0.0%		93rd		49.5%
Total trade (exports + imports) (A\$m):	23		0.0%		114th		-0.3%

Major Australian exports, 2008* (A\$m):

Medicaments (incl veterinary)	1
Optical fibres & optical fibre bundles	1
Specialised machinery & parts	1
Coke & semi-coke	1

Major Australian imports, 2008 (A\$m):

Pharm products (excl medicaments)	3
Cheese & curd	3
Furniture, mattresses & cushions	2
Medicaments (incl veterinary)	1428

* Includes A\$2m of confidential items and special transactions, 21% of total exports.

Australia's trade in services with Cyprus, 2008:

Exports of services to Cyprus (A\$m):	na	Total share:	na
Imports of services from Cyprus (A\$m):	na		na

Cyprus' global merchandise trade relationships:

Cyprus' principal export destinations, 2008:

1	Greece	18.8%
2	United Kingdom	10.2%
3	Germany	5.3%
36	Australia	0.4%

Cyprus' principal import sources, 2008:

1	Greece	16.8%
2	Italy	10.5%
3	United Kingdom	8.7%
55	Australia	0.1%

Compiled by the Market Information and Research Section, DFAT, using the latest data from the ABS, the IMF and various international sources.

(a) All recent data subject to revision; (b) IMF forecast; (c) PPP is purchasing power parity; (d) Total may not add due to rounding.

na Data not available.