



CUBA

Fact Sheet

General information:

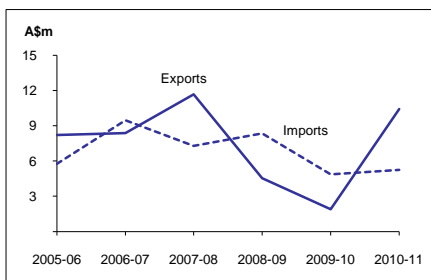
Fact sheets are updated biannually; June and December

Capital:	Havana
Surface area:	111 thousand sq km
Official language:	Spanish
Population:	11.2 million (2010)
Exchange rate:	A\$1 = 0.8531 Cuban Peso (2010)

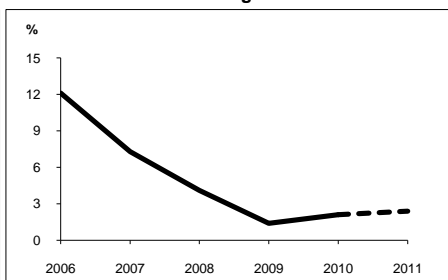
Head of State and Head of Government:
President of the Councils of State and Government of the Republic of Cuba, Mr Raúl Castro Ruz

<i>Recent economic indicators:</i>	2006	2007	2008	2009	2010(a)	2011(b)
GDP (US\$bn) (current prices):	46.5	51.3	54.6	56.0	57.8	60.2
GDP PPP (US\$bn) (c):	92.1	101.5	108.1	110.8	114.4	119.2
GDP per capita (US\$):	4,140	4,560	4,860	4,980	5,140	5,360
GDP per capita PPP (US\$) (c):	8,190	9,040	9,620	9,850	10,180	10,610
Real GDP growth (% change yoy):	12.1	7.3	4.1	1.4	2.1	2.4
Current account balance (US\$m):	-215	414	-2,592	539	250	-276
Current account balance (% GDP):	-0.5	0.8	-4.7	1.0	0.4	-0.5
Goods & services exports (% GDP):	18.7	20.3	20.6	17.9	19.1	21.7
Inflation (% change yoy):	3.2	6.2	1.6	1.4	2.9	4.7

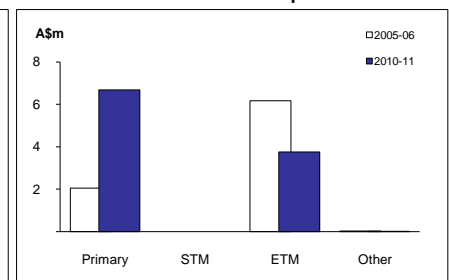
Australia's merchandise trade with Cuba



Real GDP growth



Australia's merchandise exports to Cuba



Australia's trade and investment relationship with Cuba (d):

Australian merchandise trade with Cuba, 2010-11:

Exports to Cuba (A\$m):	10	Total share:	0.0%	Rank:	118th	Growth (yoy):	453.2%
Imports from Cuba (A\$m):	5		0.0%		113th		7.9%
Total trade (exports + imports) (A\$m):	16		0.0%		129th		132.1%

Major Australian exports, 2010-11 (A\$m):

Milk & cream	7
Heating & cooling equipment & parts	2
Transmission shafts & parts	1

Major Australian imports, 2010-11 (A\$m):

Tobacco, manufactured	2
Crustaceans	1
Alcoholic beverages	1

Australia's trade in services with Cuba, 2010-11:

Exports of services to Cuba (A\$m):	na	Total share:	na
Imports of services from Cuba (A\$m):	na		na

Australia's investment relationship with Cuba, 2010 (e):

Australia's investment in Cuba (A\$m):	np	Total:	np	FDI:	nil
Cuba's investment in Australia (A\$m):	nil		nil		nil

Cuba's global merchandise trade relationships:

Cuba's principal export destinations, 2010:

1	China	25.5%
2	Canada	23.3%
3	Venezuela, Bolivarian Rep	10.0%
37	Australia	0.2%

Cuba's principal import sources, 2010:

1	Venezuela, Bolivarian Rep	35.2%
2	China	11.7%
3	Spain	8.5%
45	Australia	0.1%

Compiled by the Market Information and Research Section, DFAT, using the latest data from the ABS, the IMF and various international sources.

(a) All recent data subject to revision; (b) EIU forecast; (c) PPP is purchasing power parity; (d) Total may not add due to rounding; (e) Stock, as at 31 December. Released annually by the ABS. na Data not available. np Data not published. .. Data not meaningful.