



CROATIA

Fact Sheet

General information:

Fact sheets are updated biannually; May and September

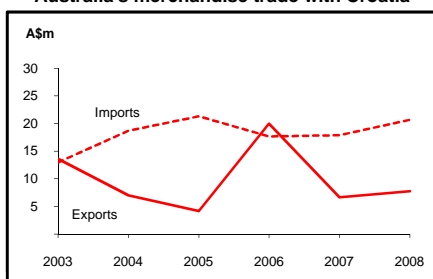
Capital:	Zagreb
Surface area:	57 thousand sq km
Official language:	Croatian
Population:	4.4 million (2008)
Exchange rate:	A\$1 = 3.7635 Kuna (Feb 2009)

Head of State:
President HE Mr Stjepan Mesic

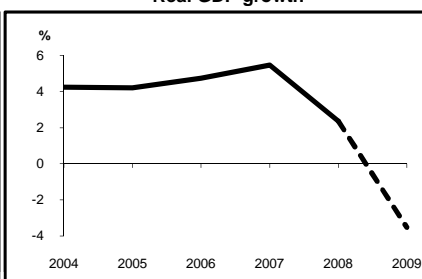
Head of Government:
Prime Minister HE Ms Jadranka Kosor

Recent economic indicators:	2004	2005	2006	2007	2008(a)	2009(b)
GDP (US\$bn) (current prices):	40.7	44.4	49.0	58.6	69.3	58.7
GDP PPP (US\$bn) (c):	62.5	67.2	72.6	78.7	82.3	80.1
GDP per capita (US\$):	9,172	10,003	11,045	13,199	15,628	13,220
GDP per capita PPP (US\$) (c):	14,081	15,124	16,358	17,732	18,545	18,057
Real GDP growth (% change yoy):	4.3	4.2	4.7	5.5	2.4	-3.5
Current account balance (US\$m):	-1,875	-2,555	-3,287	-4,443	-6,519	-3,811
Current account balance (% GDP):	-4.6	-5.8	-6.7	-7.6	-9.4	-6.5
Goods & services exports (% GDP):	43.2	42.5	43.7	42.9	47.8	46.1
Inflation (% change yoy):	2.0	3.3	3.2	2.9	6.1	2.5

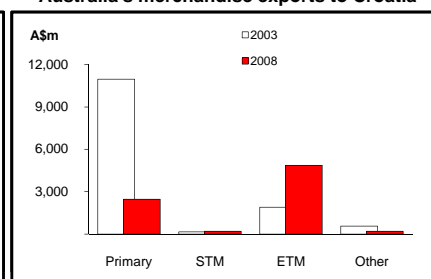
Australia's merchandise trade with Croatia



Real GDP growth



Australia's merchandise exports to Croatia



Australia's trade and investment relationship with Croatia (d):

Australian merchandise trade with Croatia, 2008:

	Total share:	Rank:	Growth (yoy):
Exports to Croatia (A\$m):	0.0%	132nd	16.9%
Imports from Croatia (A\$m):	0.0%	78th	15.6%
Total trade (exports + imports) (A\$m):	0.0%	107th	15.9%

Major Australian exports, 2008 (A\$m):

Medicaments (incl veterinary)	2
Food processing machines & parts	2
Meat (excl beef)	1
Beef	1

Major Australian imports, 2008 (A\$m):

Electric power machinery & parts	6
Sauces & preparations	2
Meat, prepared or preserved	2
Cereal preparations	1

Australia's trade in services with Croatia, 2008:

Total share:

Exports of services to Croatia (A\$m):	na	na
Imports of services from Croatia (A\$m):	na	na

Australia's investment relationship with Croatia 2008 (e):

	Total:	FDI:
Australia's investment in Croatia (A\$m):	np	np
Croatia's investment in Australia (A\$m):	1	na

Croatia's global merchandise trade relationships:

Croatia's principal export destinations, 2008:

1	Italy	19.1%
2	Bosnia-Herzegovina	15.4%
3	Germany	10.8%
51	Australia	0.1%

Croatia's principal import sources, 2008:

1	Italy	17.1%
2	Germany	13.4%
3	Russian Federation	10.4%
66	Australia	0.0%

Compiled by the Market Information and Research Section, DFAT, using the latest data from the ABS, the IMF and various international sources.

(a) All recent data subject to revision; (b) IMF/EIU forecast; (c) PPP is purchasing power parity; (d) Total may not add due to rounding; (e) Stock, as at 31 December. Released annually by the ABS. na Data not available. np Data not published.