



COSTA RICA

Fact Sheet

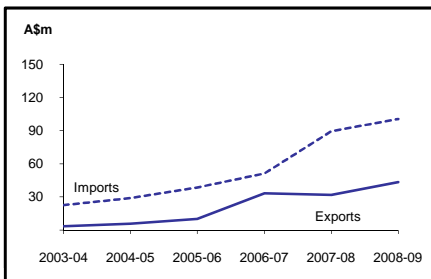
General information:

Fact sheets are updated biannually; June and December

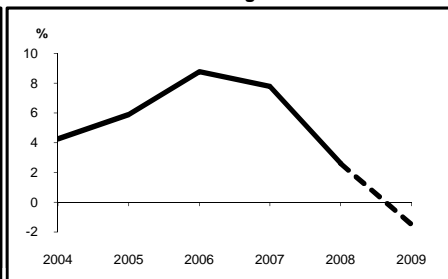
Capital:	San José	Head of State and Head of Government:	
Surface area:	51 thousand sq km	President	Dr Oscar Arias Sánchez
Official languages:	Spanish		
Population:	4.6 million (2009)		
Exchange rate:	A\$1 = 467.6574 Colones (Jul 2009)		

<i>Recent economic indicators:</i>	2004	2005	2006	2007	2008(a)	2009(b)
GDP (US\$bn) (current prices):	18.6	20.0	22.5	26.3	29.7	29.3
GDP PPP (US\$bn) (c):	34.2	37.3	41.9	46.4	48.7	48.7
GDP per capita (US\$):	4,451	4,680	5,174	5,912	6,544	6,361
GDP per capita PPP (US\$) (c):	8,182	8,739	9,618	10,451	10,735	10,572
Real GDP growth (% change yoy):	4.3	5.9	8.8	7.8	2.6	-1.5
Current account balance (US\$m):	-797	-982	-1,151	-1,647	-2,728	-1,057
Current account balance (% GDP):	-4.3	-4.9	-5.1	-6.3	-9.2	-3.6
Goods & services exports (% GDP):	46.3	48.7	49.2	48.9	46.0	38.6
Inflation (% change yoy):	12.3	13.8	11.5	9.4	13.4	8.4

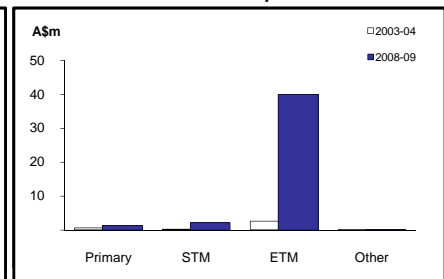
Australia's merchandise trade with Costa Rica



Real GDP growth



Australia's merchandise exports to Costa Rica



Australia's trade and investment relationship with Costa Rica (d):

Australian merchandise trade with Costa Rica, 2008-09:		Total share:	Rank:	Growth (yoy):
Exports to Costa Rica (A\$m):	43	0.0%	76th	36.1%
Imports from Costa Rica (A\$m):	100	0.0%	60th	12.2%
Total trade (exports + imports) (A\$m):	144	0.0%	70th	18.5%

Major Australian exports, 2008-09 (A\$m):

Medicaments (incl veterinary)	34
Electrical circuits equipment	4
Starches, inulin & wheat gluten	1
Milk & cream	1

Major Australian imports, 2008-09 (A\$m):

Electronic integrated circuits	43
Orthopaedic appliances	31
Medical instruments (incl veterinary)	11
Computer parts & accessories	4

Australia's trade in services with Costa Rica, 2008-09:

		Total share:
Exports of services to Costa Rica (A\$m):	na	na
Imports of services from Costa Rica (A\$m):	na	na

Australia's investment relationship with Costa Rica, 2008 (e):

	Total:	FDI:
Australia's investment in Costa Rica (A\$m):	np	np
Costa Rica's investment in Australia (A\$m):	na	na

Costa Rica's global merchandise trade relationships:

Costa Rica's principal export destinations, 2008:

1	United States	38.2%
2	China	6.3%
3	Netherlands	5.1%
27	Australia	0.4%

Costa Rica's principal import sources, 2008:

1	United States	38.2%
2	Mexico	6.2%
3	China	5.7%
46	Australia	0.1%

Compiled by the Market Information and Research Section, DFAT, using the latest data from the ABS, the IMF and various international sources.

(a) All recent data subject to revision; (b) IMF/EIU forecast; (c) PPP is purchasing power parity; (d) Total may not add due to rounding; (e) Stock, as at 31 December. Released annually by the ABS. na Data not available. np Data not published.