



# BULGARIA

Fact Sheet

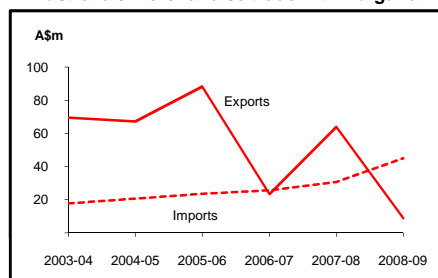
## General information:

Fact sheets are updated biannually; June and December

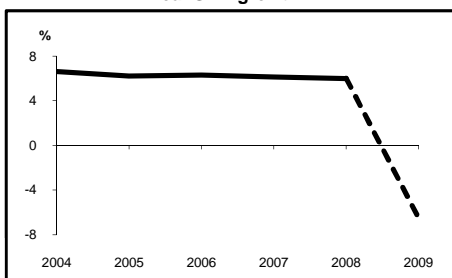
<b>Capital:</b>	Sofia	<b>Head of State:</b>	
<b>Surface area:</b>	111 thousand sq km	<b>President HE Mr Georgi Parvanov</b>	
<b>Official language:</b>	Bulgarian	<b>Head of Government:</b>	
<b>Population:</b>	7.6 million (2009)	<b>Prime Minister HE Mr Boyko Borissov</b>	
<b>Exchange rate:</b>	A\$1 = 1.1438 Leva (Aug 2009)		

<i>Recent economic indicators:</i>	2004	2005	2006	2007	2008(a)	2009(b)
<b>GDP (US\$bn) (current prices):</b>	24.6	27.2	31.7	39.6	49.9	44.8
<b>GDP PPP (US\$bn) (c):</b>	66.0	72.2	79.3	86.6	93.7	89.0
<b>GDP per capita (US\$):</b>	3,176	3,522	4,122	5,302	6,561	5,916
<b>GDP per capita PPP (US\$) (c):</b>	8,500	9,354	10,322	11,603	12,322	11,760
<b>Real GDP growth (% change yoy):</b>	6.6	6.2	6.3	6.2	6.0	-6.5
<b>Current account balance (US\$m):</b>	-1,625	-3,371	-5,842	-9,961	-12,707	-5,094
<b>Current account balance (% GDP):</b>	-6.6	-12.4	-18.5	-25.2	-25.5	-11.4
<b>Goods &amp; services exports (% GDP):</b>	56.6	59.4	64.4	63.4	61.3	46.7
<b>Inflation (% change yoy):</b>	6.1	6.0	7.4	7.6	12.0	2.7

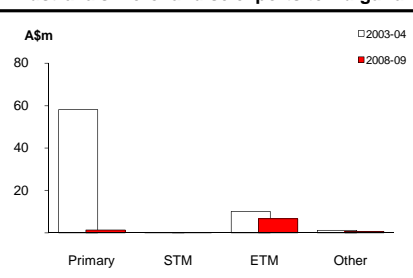
Australia's merchandise trade with Bulgaria



Real GDP growth



Australia's merchandise exports to Bulgaria



## Australia's trade and investment relationship with Bulgaria (d):

<b>Australian merchandise trade with Bulgaria, 2008-09:</b>		<b>Total share:</b>	<b>Rank:</b>	<b>Growth (yoy):</b>
Exports to Bulgaria (A\$m):	9	0.0%	130th	-86.3%
Imports from Bulgaria (A\$m):	45	0.0%	67th	47.0%
Total trade (exports + imports) (A\$m):	54	0.0%	86th	-43.2%

### Major Australian exports, 2008-09 (A\$m):

Specialised machinery & parts	3
Iron, steel, aluminium structures	1

### Major Australian imports, 2008-09 (A\$m):

Fertilisers (excl crude)	12
Cheese & curd	9
Clothing	5
Specialised machinery & parts	3

### Australia's trade in services with Bulgaria, 2008-09:

Exports of services to Bulgaria (A\$m):	na	<b>Total share:</b>	na
Imports of services from Bulgaria (A\$m):	na		na

### Australia's investment relationship with Bulgaria, 2008 (e):

Australia's investment in Bulgaria (A\$m):	np	<b>Total:</b>	np
Bulgaria's investment in Australia (A\$m):	na	<b>FDI:</b>	na

## Bulgaria's global merchandise trade relationships:

### Bulgaria's principal export destinations, 2008:

1	Greece	9.9%
2	Germany	9.1%
3	Turkey	8.8%
69	Australia	0.1%

### Bulgaria's principal import sources, 2008:

1	Germany	13.0%
2	Italy	8.7%
3	Ukraine	8.0%
44	Australia	0.1%

Compiled by the Market Information and Research Section, DFAT, using the latest data from the ABS, the IMF and various international sources.

(a) All recent data subject to revision; (b) EIU forecast; (c) PPP is purchasing power parity; (d) Total may not add due to rounding; (e) Stock, as at 31 December. Released annually by the ABS. na Data not available. np Data not published.