



BELARUS

Fact Sheet

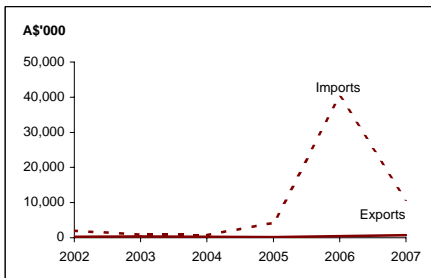
General information:

Fact sheets are updated biannually; May and September

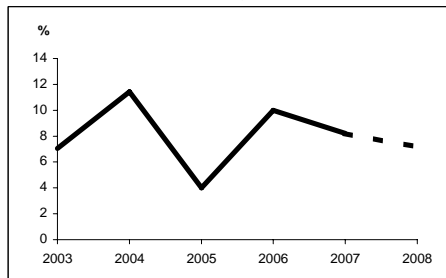
Capital:	Minsk	Head of State:	
Surface area:	208 thousand sq km	Head of Government:	Prime Minister HE Mr Sergei S Sidorsky
Official languages:	Belarussian, Russian		
Population:	9.6 million (2007)		
Exchange rate:	A\$1 = 1,895.57 Rubles (Jan 2008)		

<i>Recent economic indicators:</i>	2003	2004	2005	2006	2007(a)	2008(b)
GDP (US\$bn) (current prices):	17.8	22.9	30.2	37.0	44.8	53.3
GDP PPP (US\$bn) (c):	63.5	71.8	83.5	94.7	105.2	115.0
GDP per capita (US\$):	1,810	2,336	3,097	3,810	4,641	5,552
GDP per capita PPP (US\$) (c):	6,445	7,328	8,559	9,766	10,910	11,991
Real GDP growth (% change YOY):	7.0	11.4	4.0	10.0	8.2	7.1
Current account balance (US\$m):	-434	-1,194	434	-1,512	-2,944	-3,970
Current account balance (% GDP):	-2.4	-5.2	1.4	-4.1	-6.6	-7.5
Goods & services exports (% GDP):	64.9	68.5	59.8	59.9	na	na
Inflation (% change YOY):	28.4	18.1	10.3	7.0	8.4	11.2

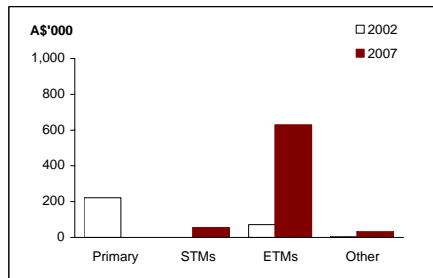
Australia's merchandise trade with Belarus



Real GDP growth



Australia's merchandise exports to Belarus



Australia's trade relationship with Belarus (d):

Australian merchandise trade with Belarus, 2007:

Exports to Belarus (A\$'000):	720
Imports from Belarus (A\$'000):	10,915
Total trade (exports + imports) (A\$'000):	11,635

Total share: Rank: Growth (yoy):

0.0%	189th	46.0%
0.0%	88th	-72.8%
0.0%	133rd	-71.3%

Major Australian exports, 2007 (A\$'000):

Measuring & controlling instruments	332
Plastics, primary	170
Medical instruments	109
Miscellaneous chemical products	56

Major Australian imports, 2007 (A\$'000):

Rubber tyres	7,720
Transport vehicles	1,355
Hand or machine tools	375
Rotating electric plant	322

Australia's trade in services with Belarus, 2007:

Exports of services to Belarus (A\$m):	na	Total share:	na
Imports of services from Belarus (A\$m):	na		na

Belarus' global merchandise trade relationships:

Belarus' principal export destinations, 2006:

1	Russian Federation	34.7%
2	Netherlands	17.7%
3	United Kingdom	7.5%
40	Australia	0.1%

Belarus' principal import sources, 2006:

1	Russian Federation	58.6%
2	Germany	7.5%
3	Ukraine	5.5%
71	Australia	0.0%

Compiled by the Market Information and Analysis Section, DFAT, using the latest data from the ABS, the IMF and various international sources.

(a) All recent data subject to revision; (b) IMF forecast; (c) PPP is purchasing power parity; (d) Total may not add due to rounding.

na Data not available.