



THE BAHAMAS

Fact Sheet

General information:

Fact sheets are updated biannually; June and December

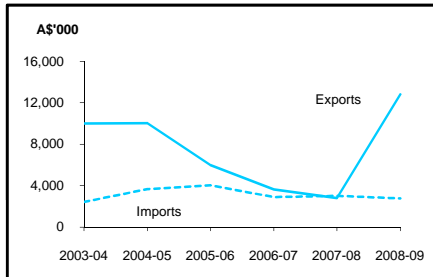
Capital:	Nassau
Surface area:	13.9 thousand sq km
Official language:	English
Population:	0.3 million (2009)
Exchange rate:	A\$1 = B\$ 0.8344 (Aug 2009)

Head of State:	HM Queen Elizabeth II, represented by the Governor-General, HE The Hon Arthur Dion Hanna
Head of Government:	Prime Minister The Right Hon Hubert Alexander Ingraham

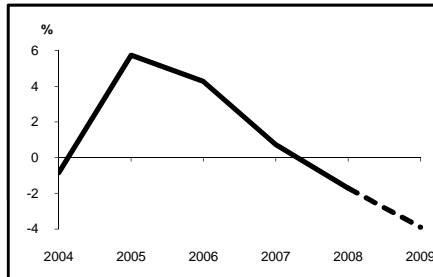
Recent economic indicators:

	2004	2005	2006	2007	2008(a)	2009(b)
GDP (US\$bn) (current prices):	6.2	6.8	7.3	7.5	7.6	7.4
GDP PPP (US\$bn) (c):	7.6	8.4	9.0	9.3	9.4	9.2
GDP per capita (US\$):	19,302	20,917	22,094	22,449	22,359	21,728
GDP per capita PPP (US\$) (c):	23,778	25,784	27,376	27,983	27,735	26,877
Real GDP growth (% change yoy):	-0.9	5.7	4.3	0.7	-1.7	-3.9
Current account balance (US\$m):	-334	-650	-1,404	-1,314	-1,001	-696
Current account balance (% GDP):	-5.4	-9.6	-19.3	-17.5	-13.2	-9.4
Goods & services exports (% GDP):	44.0	45.0	43.1	45.4	46.8	na
Inflation (% change yoy):	1.0	2.2	1.8	2.5	4.5	1.8

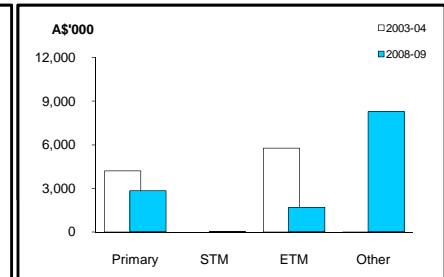
Australia's merchandise trade with the Bahamas



Real GDP growth



Australia's merchandise exports to the Bahamas



Australia's trade and investment relationship with the Bahamas (d):

Australian merchandise trade with the Bahamas, 2008-09:		Total share:	Rank:	Growth (yoy):
Exports to the Bahamas (A\$'000):	12,800	0.0%	115th	359.1%
Imports from the Bahamas (A\$'000):	2,760	0.0%	123rd	-8.3%
Total trade (exports + imports) (A\$'000):	15,559	0.0%	129th	168.3%

Major Australian exports, 2008-09* (A\$'000):

Meat (excl beef)	2,608
Civil engineering equipment & parts	1,062
Mechanical handling equip & parts	578
Alcoholic beverages	125

* Includes A\$8m of confidential items, 65% of total exports.

Major Australian imports, 2008-09 (A\$'000):

Primary styrene polymers	2,642
Alcoholic beverages	111
Mineral manufactures	4
Hand or machine tools	2

Australia's trade in services with the Bahamas, 2008-09:

Exports of services to the Bahamas (A\$m):	na	Total share:	na
Imports of services from the Bahamas (A\$m):	na		na

Australia's investment relationship with the Bahamas, 2008 (e):

Australia's investment in the Bahamas (A\$m):	np	Total:	np
The Bahama's investment in Australia (A\$m):	np		np

The Bahamas' global merchandise trade relationships:

The Bahamas' principal export destinations, 2008:

1	United States	69.9%
2	Canada	5.2%
3	Germany	4.4%
17	Australia	0.3%

The Bahamas' principal import sources, 2008:

1	United States	87.2%
2	Venezuela	5.2%
3	Netherlands Antilles	2.0%
13	Australia	0.2%

Compiled by the Market Information and Research Section, DFAT, using the latest data from the ABS, the IMF and various international sources.

(a) All recent data subject to revision; (b) IMF forecast; (c) PPP is purchasing power parity; (d) Total may not add due to rounding; (e) Stock, as at 31 December. Released annually by the ABS. na Data not available. np Data not published.