



AUSTRIA

Fact Sheet

General information:

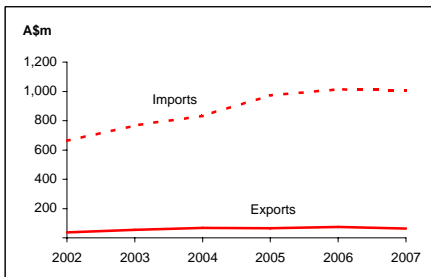
Fact sheets are updated biannually; May and September

Capital:	Vienna
Surface area:	84 thousand sq km
Official language:	German
Population:	8.3 million (2007)
Exchange rate:	A\$1 = 0.6192 Euros (Feb 2008)

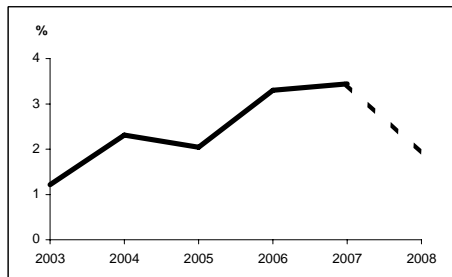
Head of State:	Federal President HE Dr Heinz Fischer
Head of Government:	Federal Chancellor HE Dr Alfred Gusenbauer

<i>Recent economic indicators:</i>	2003	2004	2005	2006	2007(a)	2008(b)
GDP (US\$bn) (current prices):	255.8	293.6	305.6	323.8	373.9	418.7
GDP PPP (US\$bn) (c):	254.6	267.6	280.8	299.2	317.8	330.3
GDP per capita (US\$):	31,507	35,916	37,120	39,190	45,181	50,510
GDP per capita (US\$) (c):	31,366	32,737	34,107	36,215	38,399	39,847
Real GDP growth (% change YOY):	1.2	2.3	2.0	3.3	3.4	1.9
Current account balance (US\$m):	4,375	6,137	6,257	7,927	10,037	12,148
Current account balance (% GDP):	1.7	2.1	2.0	2.4	2.7	2.9
Goods & services exports (% GDP):	51.8	54.9	56.0	55.7	58.3	58.8
Inflation (% change YOY):	1.3	2.0	2.1	1.7	2.2	2.8

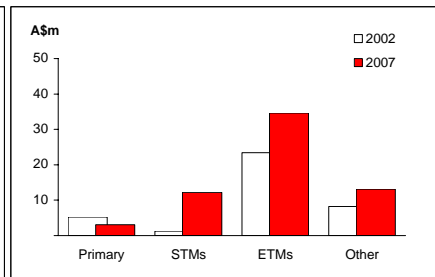
Australia's merchandise trade with Austria



Real GDP growth



Australia's merchandise exports to Austria



Australia's trade relationship with Austria (d):

Australian merchandise trade with Austria, 2007:

Exports to Austria (A\$m):	63
Imports from Austria (A\$m):	1,006
Total trade (exports + imports) (A\$m):	1,069

Total share:	Rank:	Growth (yoy):
0.0%	67th	-15.6%
0.5%	30th	-0.8%
0.3%	35th	-1.8%

Major Australian exports, 2007 (A\$m):

Gold coin	11
Leather	10
Civil engineering equipment	6
Electrical equipment for circuits	6

Major Australian imports, 2007 (A\$m):

Passenger motor vehicles	165
Medicaments (incl. veterinary)	66
Non-alcoholic beverages	63
Motorcycles	48

Australia's trade in services with Austria, 2007:

		Total share:
Exports of services to Austria (A\$m):	na	na
Imports of services from Austria (A\$m):	na	na

Austria's global merchandise trade relationships:

Austria's principal export destinations, 2007:

1	Germany	30.1%
2	Italy	8.9%
3	United States	5.1%
27	Australia	0.6%

Austria's principal import sources, 2007:

1	Germany	41.5%
2	Italy	6.9%
3	Switzerland	4.2%
59	Australia	0.1%

Compiled by the Market Information and Analysis Section, DFAT, using the latest data from the ABS, the IMF and various international sources.

(a) All recent data subject to revision; (b) IMF forecast; (c) PPP is purchasing power parity; (d) Total may not add due to rounding.

na Data not available.