



# ARMENIA

Fact Sheet

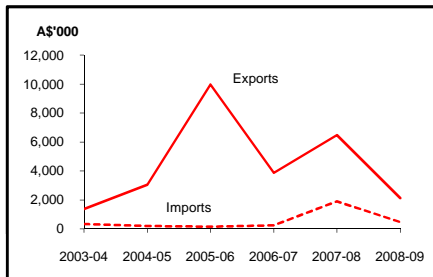
## General information:

Fact sheets are updated biannually; June and December

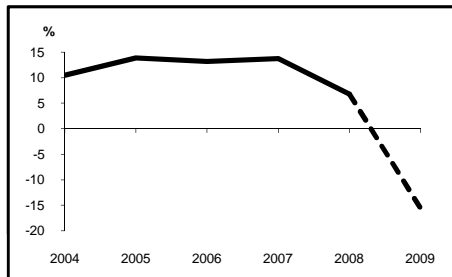
<b>Capital:</b>	Yerevan	<b>Head of State:</b>	
<b>Surface area:</b>	30 thousand sq km	<b>President HE Mr Serzh Sargsyan</b>	
<b>Official language:</b>	Armenian	<b>Head of Government:</b>	
<b>Population:</b>	3.3 million (2009)	<b>Prime Minister HE Mr Tigran Sargsyan</b>	
<b>Exchange rate:</b>	A\$1 = 311.0309 Dram (Aug 2009)		

<i>Recent economic indicators:</i>	2004	2005	2006	2007	2008(a)	2009(b)
<b>GDP (US\$bn) (current prices):</b>	3.6	4.9	6.4	9.2	11.9	8.7
<b>GDP PPP (US\$bn) (c):</b>	10.7	12.6	14.7	17.2	18.7	16.1
<b>GDP per capita (US\$):</b>	1,113	1,523	1,982	2,853	3,685	2,658
<b>GDP per capita PPP (US\$) (c):</b>	3,329	3,903	4,558	5,324	5,792	4,916
<b>Real GDP growth (% change yoy):</b>	10.5	13.9	13.2	13.7	6.8	-15.6
<b>Current account balance (US\$m):</b>	-20	-51	-117	-589	-1,372	-1,193
<b>Current account balance (% GDP):</b>	-0.5	-1.1	-1.8	-6.4	-11.5	-13.7
<b>Goods &amp; services exports (% GDP):</b>	29.9	28.9	23.7	19.3	14.7	na
<b>Inflation (% change yoy):</b>	7.0	0.6	2.9	4.4	9.0	3.0

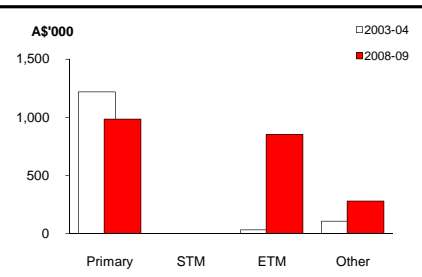
Australia's merchandise trade with Armenia



Real GDP growth



Australia's merchandise exports to Armenia



## Australia's trade and investment relationship with Armenia (d):

<b>Australian merchandise trade with Armenia, 2008-09:</b>		<b>Total share:</b>	<b>Rank:</b>	<b>Growth (yoy):</b>
Exports to Armenia (A\$'000):	2,122	0.0%	166th	-67.3%
Imports from Armenia (A\$'000):	449	0.0%	156th	-76.4%
Total trade (exports + imports) (A\$'000):	2,571	0.0%	173rd	-69.3%

### Major Australian exports, 2008-09 (A\$'000):

Butter	775
Hand or machine tools	352
Beef	202
Computers	146

### Major Australian imports, 2008-09 (A\$'000):

Cocoa	270
Footwear	140
Fruit juices	25
Floor coverings	6

### Australia's trade in services with Armenia, 2008-09:

Exports of services to Armenia (A\$m):	na	<b>Total share:</b>	na
Imports of services from Armenia (A\$m):	na		na

### Australia's investment relationship with Armenia, 2008 (e):

Australia's investment in Armenia (A\$m):	na	<b>Total:</b>	na	<b>FDI:</b>	na
Armenia's investment in Australia (A\$m):	na		na		na

## Armenia's global merchandise trade relationships:

### Armenia's principal export destinations, 2008:

1	Russian Federation	20.3%
2	Germany	17.4%
3	Netherlands	12.4%
30	Australia	0.2%

### Armenia's principal import sources, 2008:

1	Russian Federation	20.4%
2	China	9.2%
3	Ukraine	7.6%
52	Australia	0.1%

Compiled by the Market Information and Research Section, DFAT, using the latest data from the ABS, the IMF and various international sources.

(a) All recent data subject to revision; (b) IMF forecast; (c) PPP is purchasing power parity; (d) Total may not add due to rounding; (e) Stock, as at 31 December. Released annually by the ABS. na Data not available.