



ALBANIA

Fact Sheet

General information:

Fact sheets are updated biannually; June and December

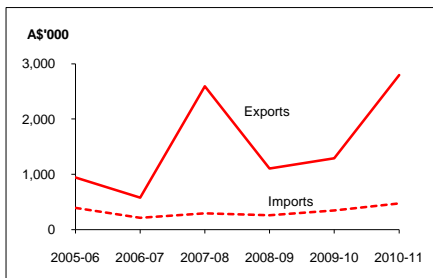
Capital:	Tirana
Surface area:	29 thousand sq km
Official language:	Albanian
Population:	3.2 million (2010)
Exchange rate:	A\$1 = 103.5667 Leks (Jun 2011)

Head of State:
President HE Prof Dr Bamir Topi

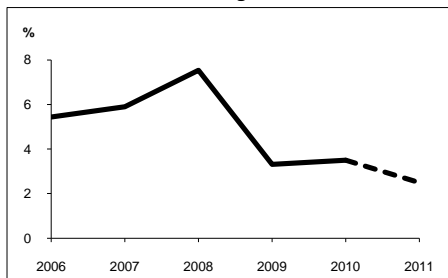
Head of Government:
Prime Minister HE Prof Dr Sali Berisha

Recent economic indicators:	2006	2007	2008	2009	2010(a)	2011(b)
GDP (US\$bn) (current prices):	9.0	10.7	13.0	12.2	11.9	13.3
GDP PPP (US\$bn) (c):	18.3	19.9	21.9	22.8	23.9	25.0
GDP per capita (US\$):	2,858	3,393	4,102	3,819	3,716	4,131
GDP per capita PPP (US\$) (c):	5,799	6,313	6,901	7,169	7,468	7,780
Real GDP growth (% change yoy):	5.4	5.9	7.5	3.3	3.5	2.5
Current account balance (US\$m):	-508	-1,109	-1,966	-1,648	-1,399	-1,450
Current account balance (% GDP):	-5.6	-10.4	-15.1	-13.5	-11.8	-10.9
Goods & services exports (% GDP):	25.5	28.3	29.5	29.0	31.9	na
Inflation (% change yoy):	2.4	2.9	3.4	2.2	3.6	3.9

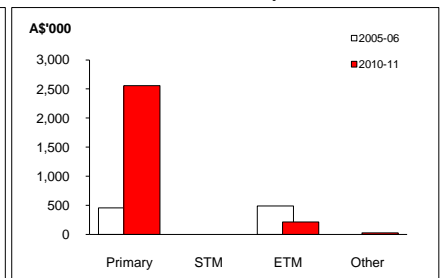
Australia's merchandise trade with Albania



Real GDP growth



Australia's merchandise exports to Albania



Australia's trade and investment relationship with Albania (d):

Australian merchandise trade with Albania, 2010-11:

Exports to Albania (A\$'000):	2,797	Total share:	0.0%	Rank:	155th	Growth (yoy):	117.2%
Imports from Albania (A\$'000):	472		0.0%		159th		37.2%
Total trade (exports + imports) (A\$'000):	3,269		0.0%		169th		100.2%

Major Australian exports, 2010-11 (A\$'000):

Beef	1,128
Margarine	693
Vegetables	629
Hides & skins, raw (excl furskins)	107

Major Australian imports, 2010-11 (A\$'000):

Clothing	277
Pearls & gems	55
Crude vegetable matter	53
Footwear	16

Australia's trade in services with Albania, 2010-11:

Exports of services to Albania (A\$m):	na	Total share:	na
Imports of services from Albania (A\$m):	na		na

Australia's investment relationship with Albania, 2010 (e):

Australia's investment in Albania (A\$m):	np	Total:	np	FDI:	nil
Albania's investment in Australia (A\$m):	np		np		nil

Albania's global merchandise trade relationships:

Albania's principal export destinations, 2010:

1	Italy	50.8%
2	Serbia	8.3%
3	Turkey	6.0%
172	Australia	0.0%

Albania's principal import sources, 2010:

1	Italy	28.2%
2	Greece	13.1%
3	China	6.3%
70	Australia	0.0%

Compiled by the Market Information and Research Section, DFAT, using the latest data from the ABS, the IMF and various international sources.

(a) All recent data subject to revision; (b) IMF forecast; (c) PPP is purchasing power parity; (d) Total may not add due to rounding; (e) Stock, as at 31 December. Released annually by the ABS. na Data not available. np Data not published. .. Data not meaningful.