



# AFGHANISTAN

Fact Sheet

## General information:

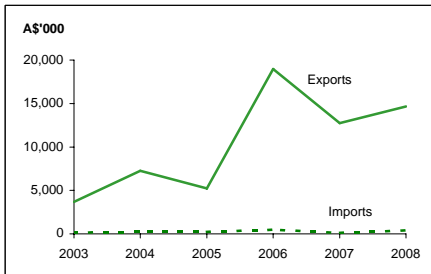
Fact sheets are updated biannually; May and September

<b>Capital:</b>	Kabul	<b>Head of State and Head of Government:</b>
<b>Surface area:</b>	652 thousand sq km	President HE Mr Hamid Karzai
<b>Official languages:</b>	Pashto, Dari	
<b>Population:</b>	28.1 million (2008)	
<b>Exchange rate:</b>	A\$1 = 34.0691 New Afghanis (Nov 2008)	

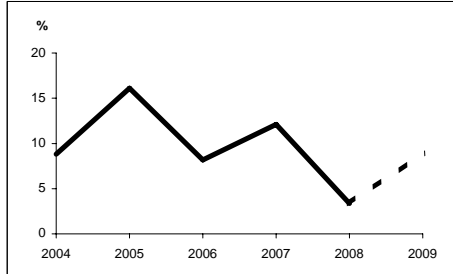
## Recent economic indicators (a):

	2004	2005	2006	2007	2008(a)	2009(b)
<b>GDP (US\$bn) (current prices):</b>	5.4	6.5	7.7	9.7	12.1	14.0
<b>GDP PPP (US\$bn) (c):</b>	13.7	15.7	17.6	20.2	21.3	23.5
<b>GDP per capita (US\$):</b>	218	253	289	352	429	485
<b>GDP per capita PPP (US\$) (c):</b>	553	612	658	737	758	812
<b>Real GDP growth (% change yoy):</b>	8.8	16.1	8.2	12.1	3.4	9.0
<b>Current account balance (US\$m):</b>	-265	-182	-379	85	-181	-519
<b>Current account balance (% GDP):</b>	-4.9	-2.8	-4.9	0.9	-1.5	-3.7
<b>Goods exports (% GDP):</b>	30.5	27.7	23.4	19.0	17.7	na
<b>Inflation (% change yoy):</b>	13.2	12.3	5.1	13.0	27.2	5.5

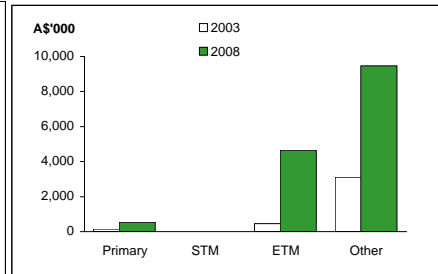
Australia's merchandise trade with Afghanistan



Real GDP growth



Australia's merchandise exports to Afghanistan



## Australia's trade relationship with Afghanistan (d):

### Australian merchandise trade with Afghanistan, 2008:

Exports to Afghanistan (A\$'000):	14,664
Imports from Afghanistan (A\$'000):	416
Total trade (exports + imports) (A\$'000):	15,080

Total share:	Rank:	Growth (yoy):
0.0%	108th	15.0%
0.0%	158th	274.8%
0.0%	126th	17.2%

### Major Australian exports, 2008\* (A\$'000):

Arms & ammunition	6,334
Non-electric engines & motors	1,771
Electrical machinery & parts	689
Telecom equipment & parts	473

\*Includes A\$3m of confidential items, 20% of total exports.

### Major Australian imports, 2008 (A\$'000):

Floor coverings	133
Fruit & nuts	122
Internal combustion piston engines	116
Civil engineering equipment & parts	7

### Australia's trade in services with Afghanistan, 2008:

		Total share:
Exports of services to Afghanistan (A\$m):	na	na
Imports of services from Afghanistan (A\$m):	na	na

## Afghanistan's global merchandise trade relationships:

### Afghanistan's principal export destinations, 2008:

1	India	21.1%
2	Pakistan	20.2%
3	United States	18.8%
35	Australia	0.1%

### Afghanistan's principal import sources, 2008:

1	Pakistan	35.9%
2	United States	9.3%
3	Germany	7.5%
29	Australia	0.3%

Compiled by the Market Information and Research Section, DFAT, using the latest data from the ABS, the IMF and various international sources.

(a) All recent data subject to revision; (b) IMF forecast; (c) PPP is purchasing power parity; (d) Total may not add due to rounding.

na Data not available.