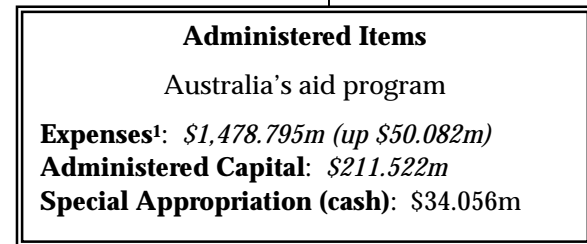
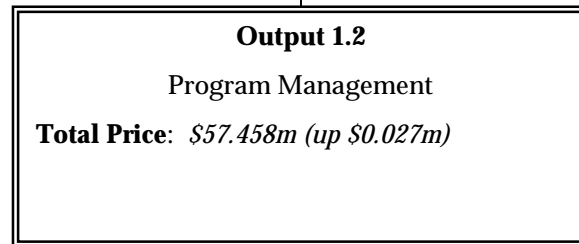
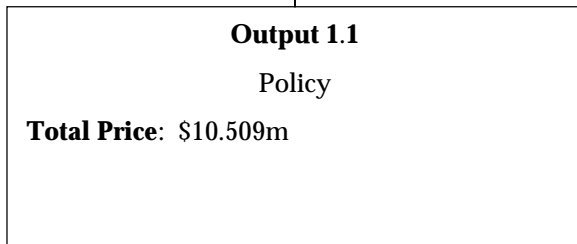
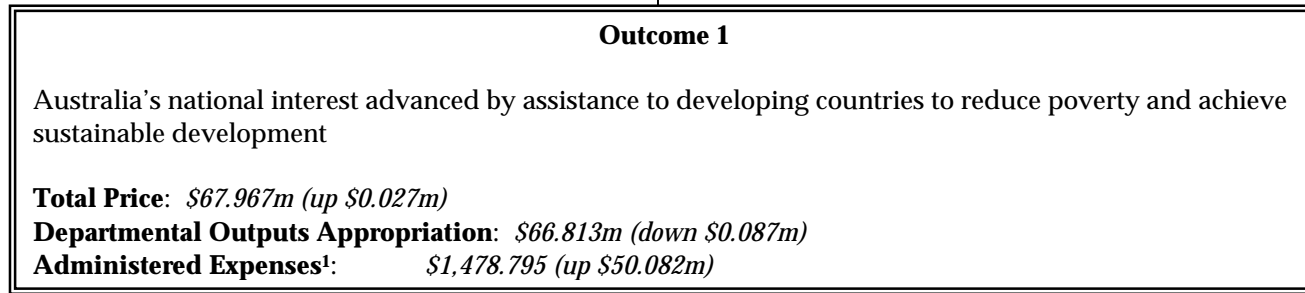
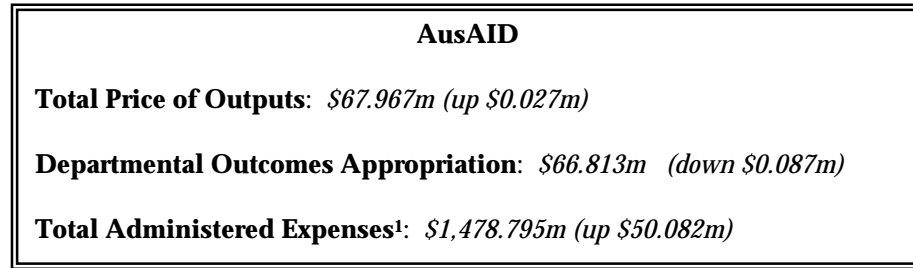


**AUSTRALIAN AGENCY
FOR INTERNATIONAL
DEVELOPMENT
(AUSAID)**

Map 1: Outcomes and output groups for the agency



ADDITIONAL ESTIMATES AND VARIATIONS TO OUTCOMES

The total additional annual appropriation sought for AusAID for Outcome 1 through Appropriation Bill 3 is \$43.359m.

- Australia's contribution of \$1.000m to the United Nations Relief and Works Agency (UNRWA).
- Australia's increased commitment of \$41.289m for the seventh replenishment of the Asian Development Fund (ADF8) bringing it to \$291.289m. This increase will maintain Australia's traditional burden share and will be absorbed within the global aid budget in forward years.
- Rephasing of \$1.157m from 1999-2000.
- Additional supplementation of \$0.027m for Comcover.
- Decrease in appropriation of \$0.114m due to forecast additional departmental interest earnings.

AusAID is also seeking an Administered operating loss of \$6.636m due to rationalisation of payments to multilateral organisations. This change in accounting treatment requires a one-off increase in expenses in 2000-01 and has no corresponding cash requirement. In addition there is a \$0.010m administered capital saving.

Measures

The Government will increase Australia's ongoing contribution to the United Nations Relief and Works Agency (UNRWA). The Prime Minister announced this measure in May 2000 in recognition of the vital role UNRWA is playing in assisting the Palestinian people, including helping develop their self-supporting economic activity and supporting the Middle East peace process.

Outcome 1:

	2000-01	2001-02	2002-03	2003-04
	(\$'000)	(\$'000)	(\$'000)	(\$'000)
Outcome 1				
Increase in administered appropriations				
United Nations Relief and Works Agency (UNRWA)	1,000	1,000	1,000	1,000

Other variations to appropriations

Outcome 1:

	2000-01	2001-02	2002-03	2003-04
	(\$'000)	(\$'000)	(\$'000)	(\$'000)
Outcome 1				
Increase in administered appropriations				
Asian Development Fund (ADF) 8	41,289	(1,126)	(3,398)	(4,739)
Rephasing	1,157			
Increase in departmental appropriations				
Comcover	27	27	27	27
Departmental Interest earnings	(114)	(114)	(114)	(114)

MEASURES: AGENCY SUMMARY

Table 1.1: Summary of measures since the 2000-01 Budget

Measure	Outcome	Output groups affected	Appropriations 2000-01 (\$'000)			Appropriations 2001-02 (\$'000)			Appropriations 2002-03 (\$'000)			Appropriations 2003-04 (\$'000)		
			Admin items	Dept outputs	Total	Admin items	Dept outputs	Total	Admin items	Dept outputs	Total	Admin items	Dept outputs	Total
United Nations Relief and Works Agency (UNRWA)	1		1,000		1,000	1,000		1,000	1,000		1,000		1,000	1,000

BREAKDOWN OF ADDITIONAL ESTIMATES BY APPROPRIATIONS BILL

Table 1.2: Appropriation Bill (No. 3) 2000-01

	1999-00 \$'000	2000-01 budget \$'000	2000-01 revised \$'000	Additional estimates \$'000	Reduced estimates \$'000
ADMINISTERED ITEMS					
Outcome 1					
Australia's national interest advanced by assistance to developing countries to reduce poverty and achieve sustainable development	1,156,914	1,428,713	1,472,159	43,446	
DEPARTMENTAL OUTPUTS					
Outcome 1					
Australia's national interest advanced by assistance to developing countries to reduce poverty and achieve sustainable development	65,260	66,900	66,813	27	114
Total	1,222,174	1,495,613	1,538,972	43,473	114
Appropriation Bill No. 3 (Administered and departmental)					
TOTAL				43,473	114

Table 1.3: Appropriation Bill (No. 4) 2000-01

	1999-00 \$'000	2000-01 budget \$'000	2000-01 revised \$'000	Additional estimates \$'000	Reduced estimates \$'000
Equity injections and loans					
Equity injections and loans	246				
Loans					
Carryover from previous year	3,382				
Administered capital	206,139	211,532	211,522	0	10
Total capital	209,767	211,532	211,522	0	10

SUMMARY OF STAFFING CHANGES

Table 1.4: Average staffing level (ASL)

	2000-01 Budget	2000-01 Revised	Variation
Outcome 1			
Australia's national interest advanced by assistance to developing countries to reduce poverty and achieve sustainable development	580	563	(17)
Total	580	563	(17)

VARIATIONS TO REVENUE FROM OTHER SOURCES THROUGH NET ANNOTATED (SECTION 31) RECEIPTS

Table 1.5: Changes to net annotated appropriations (Section 31) receipts

	Total approp 2000-01 budget \$'000	Total approp 2000-01 revised \$'000	Receipts from independent sources budget \$'000	Receipts from independent sources revised \$'000	Variation in non-govt revenue \$'000
Outcome 1					
Australia's national interest advanced by assistance to developing countries to reduce poverty and achieve sustainable development	1,495,613	1,538,972	5,121	5,235	114
Total	1,495,613	1,538,972	5,121	5,235	114