



UNITED KINGDOM

Fact Sheet

General information:

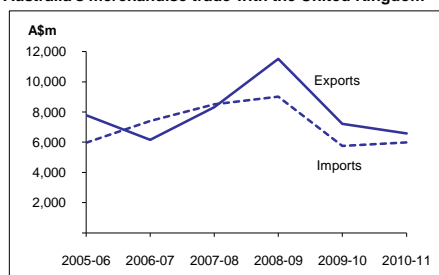
Fact sheets are updated biannually; June and December

Capital:	London
Surface area:	243 thousand sq km
Official language:	English
Population:	62.2 million (2010)
Exchange rate:	A\$1 = 0.6676 Pounds (Jul 2011)

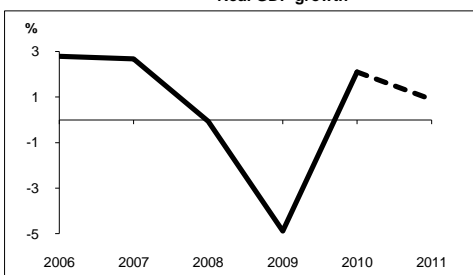
Head of State:	HM Queen Elizabeth II
Head of Government:	Prime Minister The Rt Hon David Cameron

<i>Recent economic indicators:</i>	2006	2007	2008	2009	2010(a)	2011(b)
GDP (US\$bn) (current prices):	2,447.7	2,812.0	2,679.0	2,182.4	2,250.2	2,481.0
GDP PPP (US\$bn) (c):	2,050.7	2,166.9	2,213.5	2,127.8	2,181.5	2,253.6
GDP per capita (US\$):	40,399	46,118	43,652	35,315	36,164	39,604
GDP per capita PPP (US\$) (c):	33,848	35,537	36,067	34,432	35,059	35,974
Real GDP growth (% change yoy):	2.8	2.7	-0.1	-4.9	2.1	0.9
Current account balance (US\$m):	-82,797	-73,025	-44,063	-37,319	-71,532	-67,379
Current account balance (% GDP):	-3.4	-2.6	-1.6	-1.7	-3.2	-2.7
Goods & services exports (% GDP):	28.0	26.0	28.2	27.3	28.8	32.3
Inflation (% change yoy):	2.3	2.3	3.6	2.1	3.3	4.5

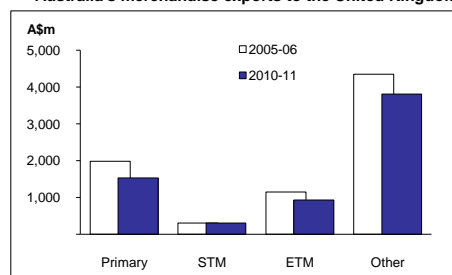
Australia's merchandise trade with the United Kingdom



Real GDP growth



Australia's merchandise exports to the United Kingdom



Australia's trade and investment relationship with the United Kingdom (d):

Australian merchandise trade with the United Kingdom, 2010-11:

Exports to the United Kingdom (A\$m):	6,582
Imports from the United Kingdom (A\$m):	5,985
Total trade (exports + imports) (A\$m):	12,567

<u>Total share:</u>	<u>Rank:</u>	<u>Growth (yoy):</u>
2.7%	9th	-8.7%
2.8%	10th	3.9%
2.7%	11th	-3.1%

Major Australian exports, 2010-11 (A\$m):

Gold	3,501
Coal	771
Alcoholic beverages	465
Lead	248

Major Australian imports, 2010-11 (A\$m):

Medicaments (incl veterinary)	996
Passenger motor vehicles	643
Organo-inorganic compounds	338
Printed matter	285

Australia's trade in services with the United Kingdom, 2010-11:

Exports of services to the United Kingdom (A\$m):	3,992
Imports of services from the United Kingdom (A\$m):	4,891

Total share:

7.9%
8.5%

Major Australian service exports, 2010-11 (A\$m):

Personal travel excl education	2,023
Prof, tech & other business services	623

Major Australian service imports, 2010-11 (A\$m):

Personal travel excl education	1,909
Prof, tech & other business services	1,052

Australia's investment relationship with the United Kingdom, 2010 (e):

	<u>Total:</u>	<u>FDI:</u>
Australia's investment in the United Kingdom (A\$m):	192,336	72,046
United Kingdom's investment in Australia (A\$m):	472,649	52,525

United Kingdom's global merchandise trade relationships:

United Kingdom's principal export destinations, 2010:

1	United States	14.4%
2	Germany	10.8%
3	Netherlands	7.8%
20	Australia	1.2%

United Kingdom's principal import sources, 2010:

1	Germany	12.5%
2	China	9.4%
3	United States	9.0%
32	Australia	0.5%

Compiled by the Market Information and Research Section, DFAT, using the latest data from the ABS, the IMF and various international sources.

(a) All recent data subject to revision; (b) IMF/EIU forecast; (c) PPP is purchasing power parity; (d) Total may not add due to rounding; (e) Stock, as at 31 December. Released annually by the ABS. na Data not available. np Data not published. ... Data not meaningful.