

# PORTUGAL

Fact Sheet

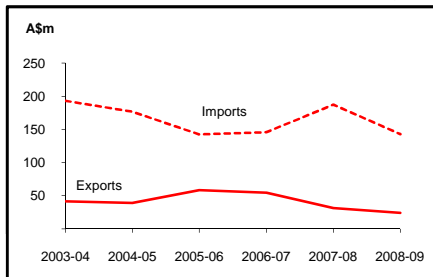
## General information:

Fact sheets are updated biannually; June and December

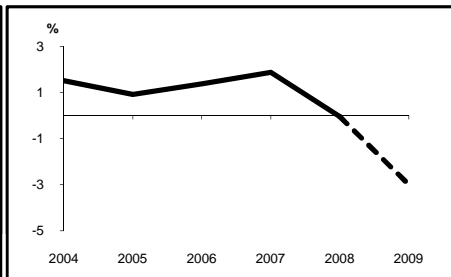
<b>Capital:</b>	Lisbon	<b>Head of State:</b>	
<b>Surface area:</b>	92 thousand sq km	<b>President HE Prof Aníbal Cavaco Silva</b>	
<b>Official language:</b>	Portuguese	<b>Head of Government:</b>	
<b>Population:</b>	10.6 million (2009)	<b>Prime Minister HE Engr José Sócrates</b>	
<b>Exchange rate:</b>	A\$1 = 0.5848 Euros (Aug 2009)		

<i>Recent economic indicators:</i>	2004	2005	2006	2007	2008(a)	2009(b)
<b>GDP (US\$bn) (current prices):</b>	179.2	185.8	195.2	223.7	244.6	219.8
<b>GDP PPP (US\$bn) (c):</b>	203.1	210.8	220.6	231.2	236.0	232.5
<b>GDP per capita (US\$):</b>	17,107	17,643	18,467	21,102	23,041	20,655
<b>GDP per capita PPP (US\$) (c):</b>	19,385	20,021	20,876	21,815	22,232	21,848
<b>Real GDP growth (% change yoy):</b>	1.5	0.9	1.4	1.9	0.0	-3.0
<b>Current account balance (US\$m):</b>	-13,580	-17,613	-19,575	-21,073	-29,675	-21,679
<b>Current account balance (% GDP):</b>	-7.6	-9.5	-10.0	-9.4	-12.1	-9.9
<b>Goods &amp; services exports (% GDP):</b>	28.8	28.9	31.8	33.6	33.8	27.7
<b>Inflation (% change yoy):</b>	2.5	2.1	3.0	2.4	2.7	-0.6

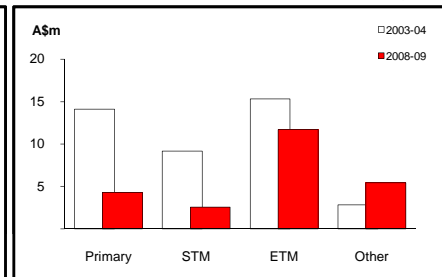
Australia's merchandise trade with Portugal



Real GDP growth



Australia's merchandise exports to Portugal



## Australia's trade and investment relationship with Portugal (d):

### Australian merchandise trade with Portugal, 2008-09:

Exports to Portugal (A\$m):	24	<b>Total share:</b>	0.0%	<b>Rank:</b>	93rd	<b>Growth (yoy):</b>	-22.7%
Imports from Portugal (A\$m):	142		0.1%		55th		-23.8%
Total trade (exports + imports) (A\$m):	166		0.0%		68th		-23.7%

### Major Australian exports, 2008-09\* (A\$m):

Measuring & analysing instruments	3
Seeds, fruit & spores for sowing	2
Wool & other animal hair (incl tops)	2
Heating & cooling equipment & parts	1

\*Includes A\$5m of confidential items, 22% of total exports.

### Major Australian imports, 2008-09 (A\$m):

Passenger motor vehicles	43
Cork manufactures	20
Telecom equipment & parts	5
Vehicle parts & accessories	4

### Australia's trade in services with Portugal, 2008-09:

Exports of services to Portugal (A\$m):	na	<b>Total share:</b>	na
Imports of services from Portugal (A\$m):	na		na

### Australia's investment relationship with Portugal, 2008 (e):

Australia's investment in Portugal (A\$m):	198	<b>Total:</b>	5
Portugal's investment in Australia (A\$m):	83		na

## Portugal's global merchandise trade relationships:

### Portugal's principal export destinations, 2008:

1	Spain	25.2%
2	Germany	12.3%
3	France	10.9%
43	Australia	0.1%

### Portugal's principal import sources, 2008:

1	Spain	28.9%
2	Germany	11.5%
3	France	8.0%
81	Australia	0.0%

Compiled by the Market Information and Research Section, DFAT, using the latest data from the ABS, the IMF and various international sources.

(a) All recent data subject to revision; (b) IMF/EIU forecast; (c) PPP is purchasing power parity; (d) Total may not add due to rounding; (e) Stock, as at 31 December. Released annually by the ABS. na Data not available.