



MAURITANIA

Fact Sheet

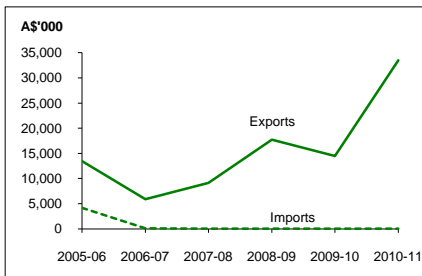
General information:

Fact sheets are updated biannually; June and December

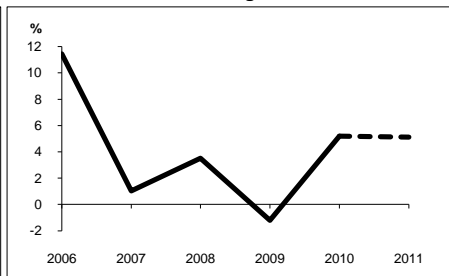
Capital:	Nouakchott	Head of State:	
Surface area:	1,026 thousand sq km	President Mr Mohamed Ould Abdel Aziz	
Official languages:	Hasaniya Arabic, Pular, Soninke, Wolof	Head of Government:	
Population:	3.2 million (2010)	Prime Minister Moulaye Ould Mohamed Laghdaf	
Exchange rate:	A\$1 = 291.1489 Ouguiyas (Jul 2011)		

<i>Recent economic indicators:</i>	2006	2007	2008	2009	2010(a)	2011(b)
GDP (US\$bn) (current prices):	2.7	2.8	3.5	3.0	3.6	4.0
GDP PPP (US\$bn) (c):	5.7	6.0	6.3	6.3	6.7	7.2
GDP per capita (US\$):	933	953	1,166	976	1,141	1,227
GDP per capita PPP (US\$) (c):	1,986	2,016	2,083	2,031	2,110	2,212
Real GDP growth (% change yoy):	11.4	1.0	3.5	-1.2	5.2	5.1
Current account balance (US\$m):	-36	-485	-523	-324	-317	-298
Current account balance (% GDP):	-1.3	-17.2	-14.8	-10.7	-8.7	-7.5
Goods exports (% GDP):	50.6	49.7	50.6	45.2	56.2	70.0
Inflation (% change yoy):	6.2	7.3	7.3	2.2	6.3	6.2

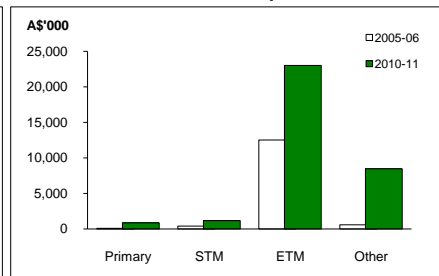
Australia's merchandise trade with Mauritania



Real GDP growth



Australia's merchandise exports to Mauritania



Australia's trade and investment relationship with Mauritania (d):

Australian merchandise trade with Mauritania, 2010-11:

Exports to Mauritania (A\$'000):	33,498
Imports from Mauritania (A\$'000):	26
Total trade (exports + imports) (A\$'000):	33,524

Total share:	Rank:	Growth (yoy):
0.0%	78th	131.5%
0.0%	196th	85.7%
0.0%	100th	131.5%

Major Australian exports, 2010-11* (A\$'000):

Civil engineering equipment & parts	5,238
Specialised machinery & parts	2,536
Pumps (excl liquid pumps) & parts	2,366
Hand or machine tools	1,995

Major Australian imports, 2010-11 (A\$'000):

Cotton fabrics, woven	12
Computers	5
Clothing	4
Curtains & other furnishing articles	2

*Includes A\$8.5m of confidential items and special transactions, 25% of total exports.

Australia's trade in services with Mauritania, 2010-11:

		Total share:
Exports of services to Mauritania (A\$m):	na	na
Imports of services from Mauritania (A\$m):	na	na

Australia's investment relationship with Mauritania, 2010 (e):

	Total:	FDI:
Australia's investment in Mauritania (A\$m):	np	nil
Mauritania's investment in Australia (A\$m):	np	nil

Mauritania's global merchandise trade relationships:

Mauritania's principal export destinations, 2010:

1	China	19.1%
2	Switzerland	18.6%
3	Japan	16.2%
59	Australia	0.0%

Mauritania's principal import sources, 2010:

1	France	14.1%
2	United Arab Emirates	12.1%
3	Netherlands	10.6%
25	Australia	0.5%

Compiled by the Market Information and Research Section, DFAT, using the latest data from the ABS, the IMF and various international sources.

(a) All recent data subject to revision; (b) IMF/EIU forecast; (c) PPP is purchasing power parity; (d) Total may not add due to rounding; (e) Stock, as at 31 December. Released annually by the ABS. na Data not available. np Data not published. .. Data not meaningful.