

# DOMINICAN REPUBLIC

Fact Sheet

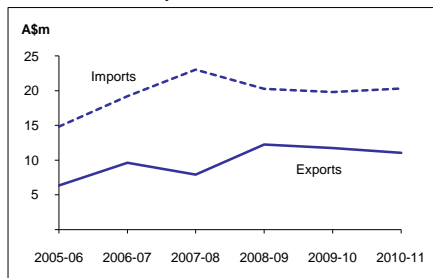
## General information:

Fact sheets are updated biannually; June and December

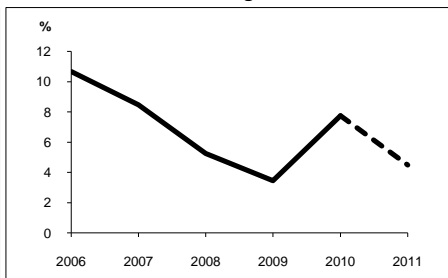
<b>Capital:</b>	Santo Domingo	<b>Head of State and Head of Government:</b>	
<b>Surface area:</b>	49 thousand sq km	<b>President HE Dr Leonel Fernandez Reyna</b>	
<b>Official language:</b>	Spanish		
<b>Population:</b>	9.9 million (2010)		
<b>Exchange rate:</b>	A\$1 = 41.1050 Pesos (Jul 2011)		

<i>Recent economic indicators:</i>	2006	2007	2008	2009	2010(a)	2011(b)
<b>GDP (US\$bn) (current prices):</b>	35.7	41.0	45.5	46.7	51.6	54.4
<b>GDP PPP (US\$bn) (c):</b>	63.9	71.4	76.8	80.3	87.5	93.4
<b>GDP per capita (US\$):</b>	3,879	4,379	4,777	4,815	5,227	5,406
<b>GDP per capita PPP (US\$) (c):</b>	6,955	7,626	8,060	8,275	8,860	9,289
<b>Real GDP growth (% change yoy):</b>	10.7	8.5	5.3	3.5	7.8	4.5
<b>Current account balance (US\$m):</b>	-1,288	-2,166	-4,519	-2,331	-4,435	-4,399
<b>Current account balance (% GDP):</b>	-3.6	-5.3	-9.9	-5.0	-8.6	-8.1
<b>Goods &amp; services exports (% GDP):</b>	31.3	29.2	25.7	22.4	23.1	24.0
<b>Inflation (% change yoy):</b>	7.6	6.1	10.6	1.4	6.3	8.3

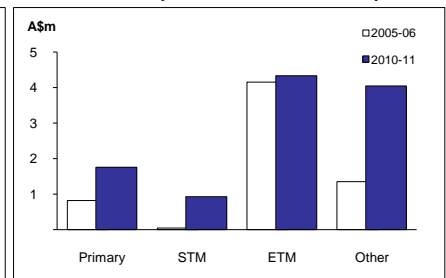
Dominican Republic's merchandise trade



Real GDP growth



Dominican Republic's merchandise exports



## Australia's trade and investment relationship with the Dominican Republic (d):

Australian merchandise trade with the Dominican Republic, 2010-11:	Total share:	Rank:	Growth (yoy):
Exports to the Dominican Republic (A\$m):	0.0%	115th	-5.5%
Imports from the Dominican Republic (A\$m):	0.0%	81st	2.5%
Total trade (exports + imports) (A\$m):	0.0%	105th	-0.5%

### Major Australian exports, 2010-11\* (A\$m):

Manufactures of base metal	2
Meat (excl beef)	1
Ships & boats (incl hovercraft)	1
Paper & paperboard	1

\* Includes A\$4m of confidential items, 36% of total exports.

### Major Australian imports, 2010-11 (A\$m):

Medical instruments (incl veterinary)	10
Pharm products (excl medicaments)	2
Electrical circuits equipment	2
Electrical machinery & parts	1

### Australia's trade in services with the Dominican Republic, 2010-11:

	Total share:
Exports of services to the Dominican Republic (A\$m):	na
Imports of services from the Dominican Republic (A\$m):	na

### Australia's investment relationship with Dominican Republic, 2010 (e):

	Total:	FDI:
Australia's investment in Dominican Republic (A\$m):	np	np
Dominican Republic's investment in Australia (A\$m):	np	nil

## The Dominican Republic's global merchandise trade relationships:

### Dominican Republic's principal export destinations, 2010:

1	United States	58.7%
2	Haiti	16.2%
3	China	2.7%
35	Australia	0.2%

### Dominican Republic's principal import sources, 2010:

1	United States	39.0%
2	China	10.7%
3	Venezuela, Bolivarian Rep	7.1%
53	Australia	0.1%

Compiled by the Market Information and Research Section, DFAT, using the latest data from the ABS, the IMF and various international sources.

(a) All recent data subject to revision; (b) IMF/EIU forecast; (c) PPP is purchasing power parity; (d) Total may not add due to rounding; (e) Stock, as at 31 December. Released annually by the ABS. na Data not available. np Data not published. .. Data not meaningful.