

BULGARIA

Fact Sheet

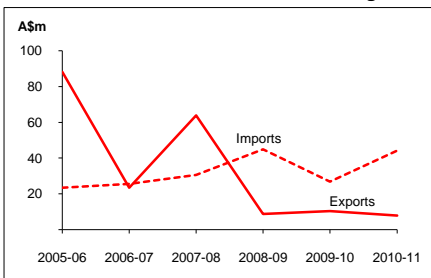
General information:

Fact sheets are updated biannually; June and December

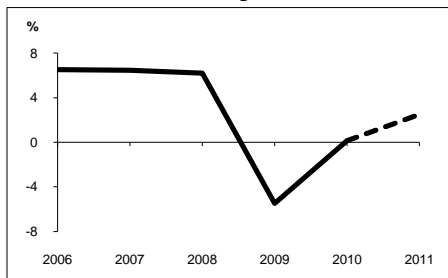
Capital:	Sofia	Head of State:	
Surface area:	111 thousand sq km	President HE Mr Rosen Plevneliev	
Official language:	Bulgarian	Head of Government:	
Population:	7.5 million (2010)	Prime Minister HE Mr Boyko Borissov	
Exchange rate:	A\$1 = 1.4763 Leva (Jul 2011)		

Recent economic indicators:	2006	2007	2008	2009	2010(a)	2011(b)
GDP (US\$bn) (current prices):	33.2	42.1	51.8	48.6	47.7	54.3
GDP PPP (US\$bn) (c):	84.4	92.4	100.3	95.8	97.1	101.6
GDP per capita (US\$):	4,325	5,512	6,813	6,421	6,356	7,243
GDP per capita PPP (US\$) (c):	10,986	12,096	13,187	12,668	12,934	13,563
Real GDP growth (% change yoy):	6.5	6.4	6.2	-5.5	0.2	2.5
Current account balance (US\$m):	-5,836	-12,738	-12,013	-4,342	-473	890
Current account balance (% GDP):	-17.6	-30.2	-23.2	-8.9	-1.0	1.6
Goods & services exports (% GDP):	61.4	62.4	58.8	47.9	57.7	62.7
Inflation (% change yoy):	7.4	7.6	12.0	2.5	3.0	3.8

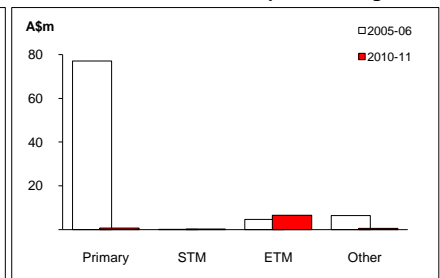
Australia's merchandise trade with Bulgaria



Real GDP growth



Australia's merchandise exports to Bulgaria



Australia's trade and investment relationship with Bulgaria (d):

Australian merchandise trade with Bulgaria, 2010-11:		Total share:	Rank:	Growth (yoy):
Exports to Bulgaria (A\$m):	8	0.0%	128th	-24.4%
Imports from Bulgaria (A\$m):	44	0.0%	71st	64.1%
Total trade (exports + imports) (A\$m):	52	0.0%	95th	39.5%

Major Australian exports, 2010-11 (A\$m):

Plastic monofilament	1
Mechanical handling equip & parts	1
Wire products	1
Pumps for liquids & parts	1

Major Australian imports, 2010-11 (A\$m):

Perfumery & cosmetics (excl soap)	9
Cheese & curd	7
Clothing	6
Passenger motor vehicles	3

Australia's trade in services with Bulgaria, 2010-11:

		Total share:
Exports of services to Bulgaria (A\$m):	na	na
Imports of services from Bulgaria (A\$m):	na	na

Australia's investment relationship with Bulgaria, 2010 (e):

	Total:	FDI:
Australia's investment in Bulgaria (A\$m):	np	np
Bulgaria's investment in Australia (A\$m):	np	nil

Bulgaria's global merchandise trade relationships:

Bulgaria's principal export destinations, 2010:

1	Germany	10.6%
2	Italy	9.7%
3	Romania	9.2%
78	Australia	0.1%

Bulgaria's principal import sources, 2010:

1	Russian Federation	16.1%
2	Germany	11.7%
3	Italy	7.4%
73	Australia	0.0%

Compiled by the Market Information and Research Section, DFAT, using the latest data from the ABS, the IMF and various international sources.

(a) All recent data subject to revision; (b) EIU forecast; (c) PPP is purchasing power parity; (d) Total may not add due to rounding; (e) Stock, as at 31 December. Released annually by the ABS. na Data not available. np Data not published. .. Data not meaningful.