



# BURUNDI

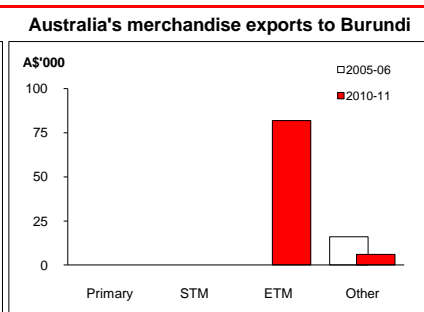
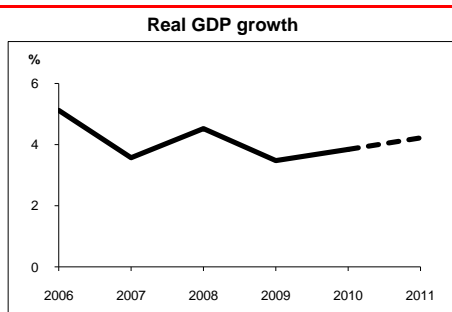
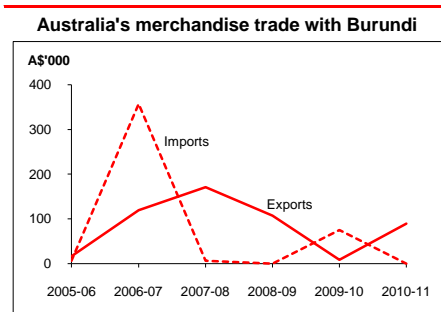
Fact Sheet

## General information:

Fact sheets are updated biannually; June and December

<b>Capital:</b>	Bujumbura	<b>Head of State and Head of Government:</b>	
<b>Surface area:</b>	28 thousand sq km	<b>President HE The Hon Mr Pierre Nkurunziza</b>	
<b>Official languages:</b>	Kirundi, French		
<b>Population:</b>	8.3 million (2010)		
<b>Exchange rate:</b>	A\$1 = 1,316.16 Francs (Jun 2011)		

<b>Recent economic indicators:</b>	<b>2006</b>	<b>2007</b>	<b>2008</b>	<b>2009</b>	<b>2010(a)</b>	<b>2011(b)</b>
<b>GDP (US\$m) (current prices):</b>	919	975	1,165	1,330	1,489	1,662
<b>GDP PPP (US\$m) (c):</b>	2,724	2,903	3,102	3,244	3,408	3,628
<b>GDP per capita (US\$):</b>	120	125	147	164	180	197
<b>GDP per capita PPP (US\$) (c):</b>	357	373	390	400	412	430
<b>Real GDP growth (% change yoy):</b>	5.1	3.6	4.5	3.5	3.9	4.2
<b>Current account balance (US\$m):</b>	-133	-240	-175	-214	-199	-272
<b>Current account balance (% GDP):</b>	-14.5	-24.6	-15.0	-16.1	-13.4	-16.4
<b>Goods &amp; services exports (% GDP):</b>	10.1	9.2	13.1	8.7	na	na
<b>Inflation (% change yoy):</b>	2.7	8.3	24.4	10.7	6.4	8.7



## Australia's trade and investment relationship with Burundi (d):

<b>Australian merchandise trade with Burundi, 2010-11:</b>		<b>Total share:</b>	<b>Rank:</b>	<b>Growth (yoy):</b>
Exports to Burundi (A\$'000):	89	0.0%	208th	..
Imports from Burundi (A\$'000):	0	0.0%	..	..
<b>Total trade (exports + imports) (A\$'000):</b>	<b>89</b>	<b>0.0%</b>	<b>214th</b>	<b>6.0%</b>

**Major Australian exports, 2010-11 (A\$'000):**

Telecom equipment & parts	65
Musical instruments & parts	11
Printed matter	4
Pumps (excl liquid pumps) & parts	3

**Major Australian imports, 2010-11 (A\$'000):**

No imports recorded

**Australia's trade in services with Burundi, 2010-11:**

		<b>Total share:</b>
Exports of services to Burundi (A\$m):	na	na
Imports of services from Burundi (A\$m):	na	na

**Australia's investment relationship with Burundi, 2010 (e):**

	<b>Total:</b>	<b>FDI:</b>
Australia's investment in Burundi (A\$m):	nil	nil
Burundi's investment in Australia (A\$m):	nil	nil

## Burundi's global merchandise trade relationships:

<b>Burundi's principal export destinations, 2010:</b>			<b>Burundi's principal import sources, 2010:</b>		
1	Switzerland	26.9%	1	China	12.0%
2	United Kingdom	13.4%	2	Belgium	12.0%
3	Belgium	13.0%	3	Japan	9.4%
26	Australia	0.1%	63	Australia	0.0%

Compiled by the Market Information and Research Section, DFAT, using the latest data from the ABS, the IMF and various international sources.

(a) All recent data subject to revision; (b) IMF forecast; (c) PPP is purchasing power parity; (d) Total may not add due to rounding; (e) Stock, as at 31 December. Released annually by the ABS. na Data not available. np Data not published. .. Data not meaningful.