

BHUTAN

Fact Sheet

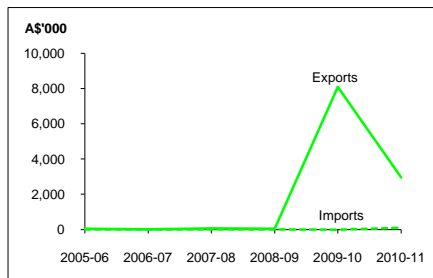
General information:

Fact sheets are updated biannually; June and December

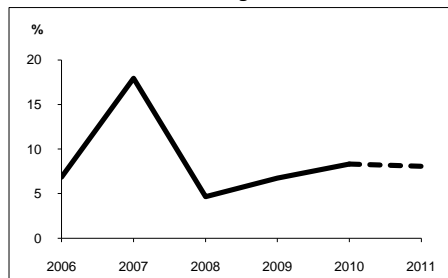
Capital:	Thimphu	Head of State:	HM King Jigme Khesar Namgyel Wangchuck
Surface area:	47 thousand sq km		
Official language:	Dzongkha	Head of Government:	Prime Minister Lyonchen Jigmi Y Thinley
Population:	0.7 million (2010)		
Exchange rate:	A\$1 = 47.8161 Ngultrum (Jul 2011)		

Recent economic indicators:	2006	2007	2008	2009	2010(a)	2011(b)
GDP (US\$m) (current prices):	898	1,196	1,242	1,274	1,457	1,636
GDP PPP (US\$m) (c):	2,531	3,071	3,286	3,544	3,882	4,285
GDP per capita (US\$):	1,352	1,769	1,809	1,827	2,069	2,299
GDP per capita PPP (US\$) (c):	3,812	4,543	4,784	5,082	5,510	6,020
Real GDP growth (% change yoy):	6.8	17.9	4.7	6.7	8.3	8.1
Current account balance (US\$m):	-38	145	-27	-119	-67	-175
Current account balance (% GDP):	-4.2	12.1	-2.2	-9.4	-4.6	-10.7
Goods & services exports (% GDP):	62.6	55.0	46.6	64.7	na	na
Inflation (% change yoy):	5.0	5.2	8.3	8.6	7.0	6.5

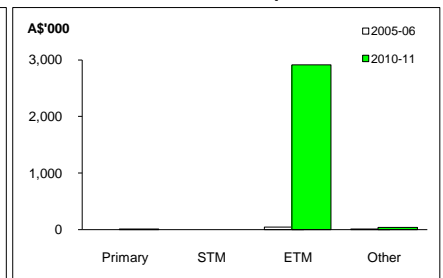
Australia's merchandise trade with Bhutan



Real GDP growth



Australia's merchandise exports to Bhutan



Australia's trade and investment relationship with Bhutan (d):

Australian merchandise trade with Bhutan, 2010-11:		Total share:	Rank:	Growth (yoy):
Exports to Bhutan (A\$'000):	2,960	0.0%	154th	-63.4%
Imports from Bhutan (A\$'000):	108	0.0%	183rd	..
Total trade (exports + imports) (A\$'000):	3,068	0.0%	172nd	-62.1%

Major Australian exports, 2010-11 (A\$'000):

Pharm products (excl medicaments)	2,816
Measuring & analysing instruments	32
Telecom equipment & parts	26
Medicaments (incl veterinary)	12

Major Australian imports, 2010-11 (A\$'000):

Rice	107
Computer parts & accessories	1

Australia's trade in services with Bhutan, 2010-11:

		Total share:
Exports of services to Bhutan (A\$m):	na	na
Imports of services from Bhutan (A\$m):	na	na

Australia's investment relationship with Bhutan, 2010 (e):

	Total:	FDI:
Australia's investment in Bhutan (A\$m):	nil	nil
Bhutan's investment in Australia (A\$m):	np	nil

Bhutan's global merchandise trade relationships (f):

Bhutan's principal export destinations, 2010:

1	India	82.4%
2	Hong Kong (SAR of China)	11.6%
3	Bangladesh	4.8%
10	Australia	0.0%

Bhutan's principal import sources, 2010:

1	India	75.1%
2	Republic of Korea	5.1%
3	Thailand	2.5%
28	Australia	0.1%

Compiled by the Market Information and Research Section, DFAT, using the latest data from the ABS, the IMF and various international sources.

(a) All recent data subject to revision; (b) IMF forecast; (c) PPP is purchasing power parity; (d) Total may not add due to rounding; (e) Stock, as at 31 December. Released annually by the ABS; (f) Data is for financial year 2007-08. na Data not available. np Data not published. .. Data not meaningful.