



BOSNIA-HERZEGOVINA

Fact Sheet

General information:

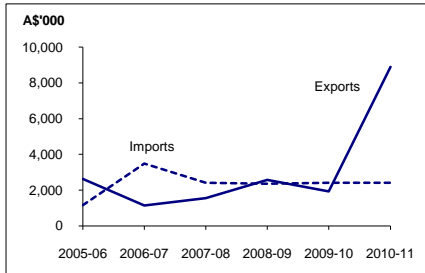
Fact sheets are updated biannually; June and December

| | | | |
|----------------------------|-----------------------------|----------------------------|---|
| Capital: | Sarajevo | Head of State: | HE Mr Željko Komšić (current Chairman), HE Mr Bakir Izetbegović and HE Mr Nebojša Radmanović (8 month rotating presidency) |
| Surface area: | 51 thousand sq km | Head of Government: | Chairman of the Council of Ministers, HE Mr Nikola Špirić |
| Official languages: | Bosnian, Serbian, Croatian | | |
| Population: | 3.9 million (2010) | | |
| Exchange rate: | A\$1 = 1.4775 KM (Jul 2011) | | |

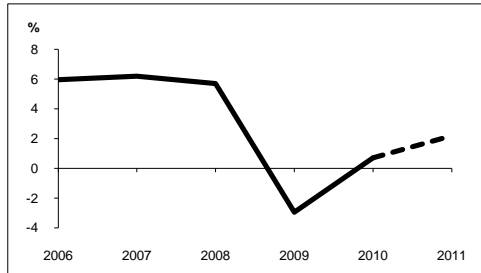
Recent economic indicators:

| | 2006 | 2007 | 2008 | 2009 | 2010(a) | 2011(b) |
|--|-------|--------|--------|--------|---------|---------|
| GDP (US\$bn) (current prices): | 12.4 | 15.2 | 18.5 | 17.0 | 16.5 | 18.3 |
| GDP PPP (US\$bn) (c): | 25.8 | 28.2 | 30.5 | 29.9 | 30.5 | 31.8 |
| GDP per capita (US\$): | 3,154 | 3,891 | 4,733 | 4,367 | 4,242 | 4,715 |
| GDP per capita PPP (US\$) (c): | 6,588 | 7,205 | 7,796 | 7,660 | 7,816 | 8,174 |
| Real GDP growth (% change yoy): | 6.0 | 6.2 | 5.7 | -2.9 | 0.7 | 2.2 |
| Current account balance (US\$m): | -984 | -1,632 | -2,646 | -1,061 | -924 | -1,144 |
| Current account balance (% GDP): | -8.0 | -10.7 | -14.3 | -6.2 | -5.6 | -6.2 |
| Goods & services exports (% GDP): | 36.6 | 37.4 | 37.1 | 32.4 | 37.6 | na |
| Inflation (% change yoy): | 6.1 | 1.5 | 7.4 | -0.4 | 2.1 | 4.0 |

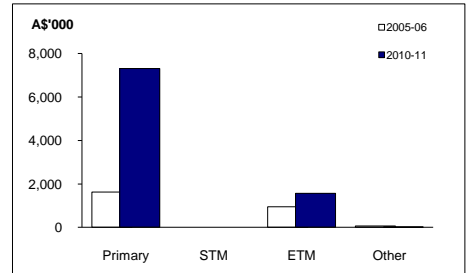
Australia's merchandise trade with Bosnia-Herzegovina



Real GDP growth



Australia's merchandise exports to Bosnia-Herzegovina



Australia's trade and investment relationship with Bosnia-Herzegovina (d):

Australian merchandise trade with Bosnia-Herzegovina, 2010-11:

| | | | | | | | |
|--|--------|---------------------|------|--------------|-------|----------------------|--------|
| Exports to Bosnia-Herzegovina (A\$'000): | 8,887 | Total share: | 0.0% | Rank: | 121st | Growth (yoy): | 361.7% |
| Imports from Bosnia-Herzegovina (A\$'000): | 2,402 | | 0.0% | | 129th | | -0.5% |
| Total trade (exports + imports) (A\$'000): | 11,289 | | 0.0% | | 141st | | 160.2% |

Major Australian exports, 2010-11 (A\$'000):

| | |
|-------------------------------------|-------|
| Live animals (excl seafood) | 5,500 |
| Meat (excl beef) | 1,526 |
| Civil engineering equipment & parts | 1,459 |
| Beef | 291 |

Major Australian imports, 2010-11 (A\$'000):

| | |
|----------------------------------|-----|
| Clothing | 746 |
| Footwear | 644 |
| Cereal preparations | 164 |
| Furniture, mattresses & cushions | 151 |

Australia's trade in services with Bosnia-Herzegovina, 2010-11:

| | | | |
|---|----|---------------------|----|
| Exports of services to Bosnia-Herzegovina (A\$m): | na | Total share: | na |
| Imports of services from Bosnia-Herzegovina (A\$m): | na | | na |

Australia's investment relationship with Bosnia-Herzegovina, 2010 (e):

| | | | | | |
|--|----|---------------|----|-------------|-----|
| Australia's investment in Bosnia-Herzegovina (A\$m): | np | Total: | np | FDI: | nil |
| Bosnia-Herzegovina's investment in Australia (A\$m): | np | | np | | nil |

Bosnia-Herzegovina's global merchandise trade relationships:

Bosnia-Herzegovina's principal export destinations, 2010:

| | | |
|----|-----------|-------|
| 1 | Germany | 15.3% |
| 2 | Croatia | 15.1% |
| 3 | Serbia | 12.5% |
| 50 | Australia | 0.0% |

Bosnia-Herzegovina's principal import sources, 2010:

| | | |
|----|-----------|-------|
| 1 | Croatia | 15.1% |
| 2 | Serbia | 10.5% |
| 3 | Germany | 10.5% |
| 30 | Australia | 0.4% |

Compiled by the Market Information and Research Section, DFAT, using the latest data from the ABS, the IMF and various international sources.

(a) All recent data subject to revision; (b) IMF forecast; (c) PPP is purchasing power parity; (d) Total may not add due to rounding; (e) Stock, as at 31 December. Released annually by the ABS. na Data not available. np Data not published. .. Data not meaningful.