

BANGLADESH

Fact Sheet

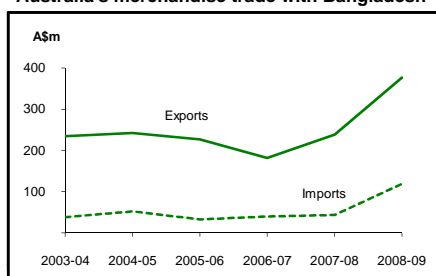
General information:

Fact sheets are updated biannually; June and December

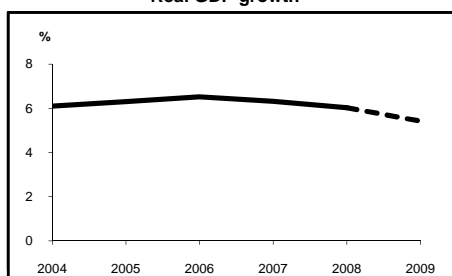
Capital:	Dhaka	Head of State:	
Surface area:	144 thousand sq km	President HE Zillur Rahman	
Official language:	Bengali		
Population:	164.7 million (2009)	Head of Government:	
Exchange rate:	A\$1 = 57.6237 Taka (Aug 2009)	Prime Minister Sheikh Hasina	

<i>Recent economic indicators:</i>	2004	2005	2006	2007	2008(a)	2009(b)
GDP (US\$bn) (current prices):	59.1	61.1	65.2	73.7	84.2	92.1
GDP PPP (US\$bn) (c):	158.5	173.6	191.0	208.9	226.2	242.2
GDP per capita (US\$):	392	399	418	464	521	559
GDP per capita PPP (US\$) (c):	1,051	1,134	1,225	1,315	1,399	1,470
Real GDP growth (% change yoy):	6.1	6.3	6.5	6.3	6.0	5.4
Current account balance (US\$m):	-190	8	764	814	1,621	1,980
Current account balance (% GDP):	-0.3	0.0	1.2	1.1	1.9	2.1
Goods exports (% GDP):	15.6	17.3	19.8	19.1	20.6	19.1
Inflation (% change yoy):	6.1	7.0	7.1	9.1	7.7	5.3

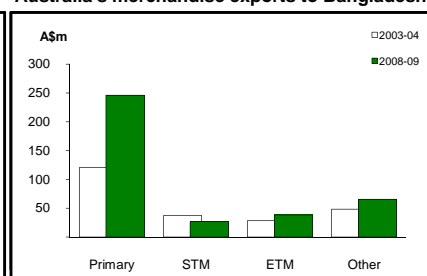
Australia's merchandise trade with Bangladesh



Real GDP growth



Australia's merchandise exports to Bangladesh



Australia's trade and investment relationship with Bangladesh (d):

Australian merchandise trade with Bangladesh, 2008-09:

Exports to Bangladesh (A\$m):	377	Total share:	0.2%	Rank:	40th	Growth (yoy):	58.2%
Imports from Bangladesh (A\$m):	119		0.1%		56th		174.0%
Total trade (exports + imports) (A\$m):	496		0.1%		48th		76.1%

Major Australian exports, 2008-09* (A\$m):

Vegetables	83
Milk & cream	65
Wheat	57
Ferrous waste & scrap	25

Major Australian imports, 2008-09 (A\$m):

Clothing	72
Fertilisers (excl crude)	29
Other textile fabrics, woven	7
Made-up textile articles	6

*Includes A\$65m of confidential items, mainly wheat, 17% of total exports.

Australia's trade in services with Bangladesh, 2008-09:

Exports of services to Bangladesh (A\$m):	na	Total share:	na
Imports of services from Bangladesh (A\$m):	na		na

Australia's investment relationship with Bangladesh, 2008 (e):

Australia's investment in Bangladesh (A\$m):		Total:	np	FDI:	np
Bangladesh's investment in Australia (A\$m):			np		na

Bangladesh's global merchandise trade relationships:

Bangladesh's principal export destinations, 2007:

1	United States	23.0%
2	Germany	13.0%
3	United Kingdom	9.1%
30	Australia	0.2%

Bangladesh's principal import sources, 2007:

1	China	15.0%
2	India	14.3%
3	Kuwait	8.3%
14	Australia	1.8%

Compiled by the Market Information and Research Section, DFAT, using the latest data from the ABS, the IMF and various international sources.

(a) All recent data subject to revision; (b) IMF forecast; (c) PPP is purchasing power parity; (d) Total may not add due to rounding; (e) Stock, as at 31 December. Released annually by the ABS. na Data not available. np Data not available.